A.5 CEILING-CONCEALED

A.5.1 FEATURES A-220
A.5.2 SPECIFICATIONS A-221
A.5.2.1 Heat Pump (Refrigerant R407C) A-221
A.5.2.2 Cool Only (Refrigerant R407C) A-226
A.5.3 ELECTRICAL DATA A-230
A.5.3.1 Heat Pump (Refrigerant R407C) A-230
A.5.3.2 Cool Only (Referigerant R407C) A-234
A.5.4 OUTLINES AND DIMENSIONS A-236
A.5.5 WIRING DIAGRAM A-238
A.5.6 REFRIGERANT SYSTEM DIAGRAM A-240
A.5.7 PERFORMANCE DATA A-245
A.5.8 FAN PERFORMANCE AND CORRECTED AIR FLOW A-263
A.5.9 NOISE CRITERION CURVES A-267
A.5.10 REMOTE CONTROLLER A-272
A.5.11 TROUBLESHOOTING A-274
A.5.12 INSTALLATION PROCEDURE A-275
A.5.13 ACCESSORIES AND PARTS A-278
A.5.14 SAFETY DEVICE SETTINGS A-279
A.5.15 SYSTEM CONTROL A-280

Back to Index page

A.5.1 FEATURES

● **Indoor (Main) Unit** **In case of PEHD-P3EAH**

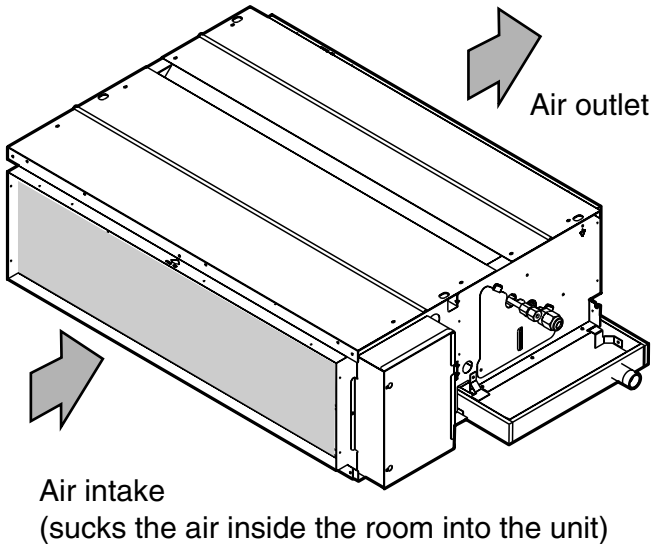

1. **THIS FLEXIBLE, HIGH QUALITY SERIES, CONCEALED IN THE CEILING TO PRESERVE THE ATTRACTIVENESS OF ANY SPACE, OFFERS ALL THE BENEFITS OF SPLIT-TYPE MODELS PLUS SO MUCH MORE.**
2. **EXTREMELY VERSATILE INSTALLATION**
   Air intake and air outlet vents can be positioned in the spots that provide optimum levels of comfort and efficiency for any particular application. This is because the distances between vents can be varied in ways that best fit the specification and contours of the place to be air conditioned.
3. **HIGH EXTERNAL STATIC PRESSURE**
   An external static pressure of 30 Pa (70 Pa for the PEHD-EA series) allows long ducts to be used extensively enabling indoor units to be positioned in optimal locations.
4. **HOT START SYSTEM**
   No need to worry about cool air being blown out when you click the switch for heat. This series is installed with a hot start system which ensures that comfortably warm air comes out from the beginning for both heating and defrosting.
5. **LOW UNIT HEIGHT**
   Installation is made easy and tight spaces pose little problem for this remarkable series with an exceedingly low unit height of 295 mm (PEHD-P1.6/P2/P2.5EA).

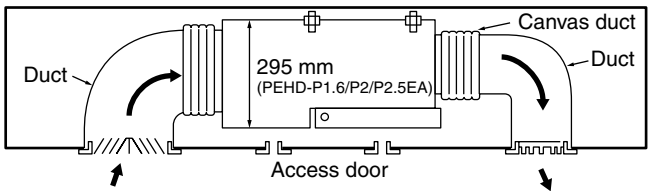

A.5.2 SPECIFICATIONS

A.5.2.1 Heat Pump (Refrigerant R407C)

Item	Model	With Electric heater / Without Electric heater		PEHD-P1.6EAH / PEAD-P1.6EA		PEHD-P2EAH / PEAD-P2EA	
Function				Cooling	Heating	Cooling	Heating
Capacity ※1			Btu/h	15,400	16,700 [20,100]	18,900	21,000 [24,400]
			W	4,500	4,900 [5,900]	5,550	6,150 [7,150]
Total input ※1			kW	1.75	1.80 [2.80]	2.44	2.22 [3.22]
Indoor unit	Model name	With Electric heater		PEHD-P1.6EAH		PEHD-P2EAH	
		Without Electric heater		PEAD-P1.6EA		PEAD-P2EA	
	Power supply (phase, cycle,voltage)			Single phase, 50Hz, 220-230-240V			
	Input ※2		kW	0.13	0.13 <1.13>	0.15	0.15 <1.15>
	Running current ※2		A	0.55	0.55 <4.71>	0.63	0.63 <4.79>
	Starting current ※2		A	–			
	External finish			Galvanized sheets			
	Heat exchanger			Plate fin coil			
	Fan: Fan (drive) × No.			Centrifugal (direct) × 2			
	Fan: Fan motor output		kW	0.043 (at 70 Pa)		0.076 (at 70 Pa)	
	Fan: Air flow (Lo-Hi)		m³ / min (CFM)	11-14 (388-494)		13.5-17 (477-600)	
	Fan: External static pressure		Pa (mmAq)	30/70			
	Booster heater ※2		kW	<1.0>			
	Operation control & Thermostat			Remote controller & built-in			
	Noise level (Lo-Hi)		dB	34-38		36-40	
	Unit drain pipe I.D.		mm (in.)	32 (1-1/4)			
	Dimensions: W		mm (in.)	935 (36-13/16)			
	Dimensions: D		mm (in.)	700 (27-5/8)			
	Dimensions: H		mm (in.)	295 (11-5/8)			
	Weight: With electric heater		kg (lbs.)	35 (77)			
	Weight: Without electric heater		kg (lbs.)	33 (73)			
Outdoor unit	Model name			PUH-P1.6VGAA / P1.6YGAA		PUH-P2VGAA / P2YGAA	
	Power supply (phase, cycle, voltage)			Single phase, 50Hz, 220-230-240V / 3 phases, 50Hz, 380-400-415V (4wires)			
	Input		kW	1.59	1.64	2.29	2.36
	Running current		A	7.36 / 2.49	7.59 / 2.56	10.26 / 3.70	10.57 / 3.82
	Starting current		A	36 / 20		62 / 31	
	External finish			Munsell 5Y 7/1			
	Refrigerant control			Linear expansion valve			
	Compressor			Hermetic			
	Compressor: Model			RE277VHSMT / RE277YFKM		NE36VMJMT / NE36YEKMT	
	Compressor: Motor output		kW	1.3		1.6	
	Compressor: Starter type			Line start			
	Compressor: Protection devices			Internal thermostat, HP switch, Discharge thermo. / Thermal relay, HP switch, Discharge thermo.			
	Heat exchanger			Plate fin coil			
	Fan: Fan (drive) × No.			Propeller (direct) × 1			
	Fan: Fan motor output		kW	0.070			
	Fan: Air flow		m³ / min (CFM)	45 (1,590)		55 (1,940)	
	Crankcase heater		W	30		38	
	Defrost method			Reverse cycle			
	Noise level	Cooling	dB	47		48	
	Noise level	Heating	dB	49		49	
	Dimensions: W		mm (in.)	900 (35-7/16)			
	Dimensions: D		mm (in.)	330+20 (13+3/4)			
	Dimensions: H		mm (in.)	650 (25-5/8)		855 (33-5/8)	
	Weight		kg (lbs.)	55 (121)		71 (157)	
Refrigerant piping	Refrigerant			R407C			
	Refrigerant: Charge		kg (lbs.)	2.5 (5.5)		2.6 (5.7)	
	Refrigerant: Oil (Model)		L	0.57 (Ester) MEL56		1.2 (Ester) MEL56	
	Pipe size O.D.	Liquid	mm (in.)	9.52 (3/8)			
	Pipe size O.D.	Gas	mm (in.)	15.88 (5/8)			
	Connection method	Indoor side		Flared			
	Connection method	Outdoor side		Flared			
	Between the indoor & outdoor units	Height difference		Max. 40m			
	Between the indoor & outdoor units	Piping length		Max. 40m			

NOTE:

1. Rating conditions (ISO T1)
   Cooling : Indoor : D.B. 27℃ (80˚F), W.B. 19℃ (66˚F) Outdoor : D.B. 35℃ (95˚F), W.B. 24℃ (75˚F)
   Heating : Indoor : D.B. 20℃ (68˚F) Outdoor : D.B. 7℃ (45˚F), W.B. 6℃ (43˚F)
   Refrigerant piping length (one way) : 5m (16ft)
2. Guaranteed operating range

		Indoor	Outdoor
Cooling	Upper limit	D.B. 35℃, W.B. 22.5℃	D.B. 46℃
	Lower limit	D.B. 19℃, W.B. 15℃	D.B. -5℃
Heating	Upper limit	D.B. 28℃	D.B. 24℃, W.B. 18℃
	Lower limit	D.B. 17℃	D.B. -11℃, W.B. -12℃

※1 : [ ] Shows the total rating.
※2 : < > Shows the only booster heater rating.

3. Above data based on indicated voltage
   Indoor unit Single phase 240V 50Hz
   Outdoor unit Single phase 240V 50Hz / 3 phases 415V 50Hz

Item \ Model			With Electric heater	PEHD-P2.5EAH	
			Without Electric heater	PEAD-P2.5EA	
Function				Cooling	Heating
Capacity ※1			Btu/h	22,900	24,500 [29,700]
			W	6,700	7,200 [8,700]
Total input ※1			kW	2.68	2.45 [3.95]
Indoor unit	Model name		With Electric heater	PEHD-P2.5EAH	
			Without Electric heater	PEAD-P2.5EA	
	Power supply (phase, cycle,voltage)			Single phase, 50Hz, 220-230-240V	
	Input ※2		kW	0.17	0.17 <1.67>
	Running current ※2		A	0.72	0.72 <6.96>
	Starting current ※2		A	–	–
	External finish			Galvanized sheets	
	Heat exchanger			Plate fin coil	
	Fan	Fan (drive) × No.		Centrifugal (direct) × 2	
		Fan motor output	kW	0.116 (at 70 Pa)	
		Air flow (Lo-Hi)	m³ / min (CFM)	17-21 (600-741)	
		External static pressure	Pa (mmAq)	30/70	
	Booster heater ※2		kW	<1.5>	
	Operation control & Thermostat			Remote controller & built-in	
	Noise level (Lo-Hi)		dB	37-41	
	Unit drain pipe I.D.		mm (in.)	32 (1-1/4)	
	Dimensions	W	mm (in.)	1,175 (46-1/8)	
		D	mm (in.)	700 (27-5/8)	
		H	mm (in.)	295 (11-5/8)	
	Weight	With electric heater	kg (lbs.)	44 (97)	
		Without electric heater	kg (lbs.)	42 (92)	
Outdoor unit	Model name			PUH-P2.5VGAA / P2.5YGAA	
	Power supply (phase, cycle, voltage)			Single phase, 50Hz, 220-230-240V / 3 phases, 50Hz, 380-400-415V (4wires)	
		Input	kW	2.77	2.68
		Running current	A	11.90 / 4.48	11.51 / 4.34
		Starting current	A	77 / 35	
	External finish			Munsell 5Y 7/1	
	Refrigerant control			Linear expansion valve	
	Compressor			Hermetic	
		Model		NE41VMJMT / NE41YEKMT	
		Motor output	kW	1.9	
		Starter type		Line start	
		Protection devices		Internal thermostat, HP switch, Discharge thermo. / Thermal relay, HP switch, Discharge thermo.	
	Heat exchanger			Plate fin coil	
	Fan	Fan (drive) × No.		Propeller (direct) × 1	
		Fan motor output	kW	0.070	
		Air flow	m³ / min (CFM)	50 (1,770)	
	Crankcase heater		W	38	
	Defrost method			Reverse cycle	
	Noise level	Cooling	dB	48	
		Heating	dB	50	
	Dimensions	W	mm (in.)	900 (35-7/16)	
		D	mm (in.)	330+20 (13+3/4)	
		H	mm (in.)	855 (33-5/8)	
	Weight		kg (lbs.)	82 (181)	
Refrigerant piping	Refrigerant			R407C	
		Charge	kg (lbs.)	3.1 (6.8)	
		Oil (Model)	L	1.2 (Ester) MEL56	
	Pipe size O.D.	Liquid	mm (in.)	9.52 (3/8)	
		Gas	mm (in.)	15.88 (5/8)	
	Connection method	Indoor side		Flared	
		Outdoor side		Flared	
	Between the indoor & outdoor units	Height difference		Max. 50m	
		Piping length		Max. 50m	

NOTE:

1. Rating conditions (ISO T1)
   Cooling : Indoor : D.B. 27℃ (80˚F), W.B. 19℃ (66˚F) Outdoor : D.B. 35℃ (95˚F), W.B. 24℃ (75˚F)
   Heating : Indoor : D.B. 20℃ (68˚F) Outdoor : D.B. 7℃ (45˚F), W.B. 6℃ (43˚F)
   Refrigerant piping length (one way) : 5m (16ft)
2. Guaranteed operating range

		Indoor	Outdoor
Cooling	Upper limit	D.B. 35℃, W.B. 22.5℃	D.B. 46˚C
	Lower limit	D.B. 19℃, W.B. 15℃	D.B. -5˚C
Heating	Upper limit	D.B. 28℃	D.B. 24˚C, W.B. 18˚C
	Lower limit	D.B. 17℃	D.B. -11˚C, W.B. -12˚C

※1 : [ ] Shows the total rating.
※2 : < > Shows the only booster heater rating.

3. Above data based on indicated voltage
   Indoor unit Single phase 240V 50Hz
   Outdoor unit Single phase 240V 50Hz / 3 phases 415V 50Hz

Item \ Model			With Electric heater / Without Electric heater	PEHD-P3EAH / PEAD-P3EA		PEHD-P4EAH / PEAD-P4EA	
Function				Cooling	Heating	Cooling	Heating
Capacity ※1			Btu/h	26,300	31,100 [38,200]	33,100	35,500 [43,700]
			W	7,700	9,100 [11,200]	9,700	10,400 [12,800]
Total input ※1			kW	3.41	3.24 [5.34]	3.90	4.07 [6.47]
Indoor unit	Model name		With Electric heater / Without Electric heater	PEHD-P3EAH / PEAD-P3EA		PEHD-P4EAH / PEAD-P4EA	
	Power supply (phase, cycle,voltage)			Single phase, 50Hz, 220-230-240V			
	Input ※2		kW	0.40	0.40 <2.50>	0.62	0.62 <3.02>
	Running current ※2		A	1.70	1.70 <10.41>	2.64	2.64 <12.58>
	Starting current ※2		A	–			
	External finish			Galvanized sheets			
	Heat exchanger			Plate fin coil			
	Fan	Fan (drive) × No.		Centrifugal (direct) × 2			
		Fan motor output	kW	0.150		0.270	
		Air flow (Lo-Hi)	m³ / min (CFM)	20-25 (706-883)		27-34 (953-1,200)	
		External static pressure	Pa (mmAq)	70 (130)			
	Booster heater ※2		kW	<2.1>		<2.4>	
	Operation control & Thermostat			Remote controller & built-in			
	Noise level (Lo-Hi)		dB	37-41		41-46	
	Unit drain pipe I.D.		mm (in.)	32 (1-1/4)			
	Dimensions	W	mm (in.)	1,175 (46-1/8)		1,415 (55-11/16)	
		D	mm (in.)	740 (29-1/8)			
		H	mm (in.)	325 (12-13/16)			
	Weight	With electric heater	kg (lbs.)	46 (101)		65 (143)	
		Without electric heater	kg (lbs.)	44 (97)		62 (136)	
Outdoor unit	Model name			PUH-P3VGAA / P3YGAA		PUH-P4VGAA / P4YGAA	
	Power supply (phase, cycle, voltage)			Single phase, 50Hz, 220-230-240V / 3 phases, 50Hz, 380-400-415V (4wires)			
	Input		kW	3.27	3.48	3.43	3.62
	Running current		A	14.81 / 5.29	15.76 / 5.63	15.71 / 5.55	16.58 / 5.86
	Starting current		A	93 / 47		99 / 49	
	External finish			Munsell 5Y 7/1			
	Refrigerant control			Linear expansion valve			
	Compressor			Hermetic			
		Model		NE52VNJMT / NE52YDKMT		NE56VNJMT / NE56YDKMT	
		Motor output	kW	2.5		2.7	
		Starter type		Line start			
		Protection devices		Internal thermostat, HP switch, Discharge thermo. / Thermal relay, HP switch, Discharge thermo.			
	Heat exchanger			Plate fin coil			
	Fan	Fan (drive) × No.		Propeller (direct) × 1		Propeller (direct) × 2	
		Fan motor output	kW	0.070		0.070+0.070	
		Air flow	m³ / min (CFM)	50 (1,770)		85 (3,000)	
	Crankcase heater		W	38			
	Defrost method			Reverse cycle			
	Noise level	Cooling	dB	49		51	
		Heating	dB	51		53	
	Dimensions	W	mm (in.)	900 (35-7/16)			
		D	mm (in.)	330+20 (13+3/4)			
		H	mm (in.)	855 (33-5/8)		1,260 (49-5/8)	
	Weight		kg (lbs.)	82 (181)		96 (212)	
Refrigerant piping	Refrigerant			R407C			
		Charge	kg (lbs.)	3.3 (7.3)		4.0 (8.8)	
		Oil (Model)	L	1.3 (Ester) MEL56			
	Pipe size O.D.	Liquid	mm (in.)	9.52 (3/8)			
		Gas	mm (in.)	15.88 (5/8)		19.05 (3/4)	
	Connection method	Indoor side		Flared			
		Outdoor side		Flared			
	Between the indoor & outdoor units	Height difference		Max. 50m			
		Piping length		Max. 50m			

NOTE:

1. Rating conditions (ISO T1)
   Cooling : Indoor : D.B. 27℃ (80˚F), W.B. 19℃ (66˚F) Outdoor : D.B. 35℃ (95˚F), W.B. 24℃ (75˚F)
   Heating : Indoor : D.B. 20℃ (68˚F) Outdoor : D.B. 7℃ (45˚F), W.B. 6℃ (43˚F)
   Refrigerant piping length (one way) : 5m (16ft)
2. Guaranteed operating range

		Indoor	Outdoor
Cooling	Upper limit	D.B. 35℃, W.B. 22.5℃	D.B. 46℃
	Lower limit	D.B. 19℃, W.B. 15℃	D.B. -5℃
Heating	Upper limit	D.B. 28℃	D.B. 24℃, W.B. 18℃
	Lower limit	D.B. 17℃	D.B. -11℃, W.B. -12℃

※1 : [ ] Shows the total rating.
※2 : < > Shows the only booster heater rating.

3. Above data based on indicated voltage
   Indoor unit Single phase 240V 50Hz
   Outdoor unit Single phase 240V 50Hz / 3 phases 415V 50Hz

Item \ Model		With Electric heater / Without Electric heater		PEHD-P5EAH / PEAD-P5EA		PEHD-P6EAH / PEAD-P6EA	
Function				Cooling	Heating	Cooling	Heating
Capacity ※1			Btu/h	42,000	47,400 [57,700]	48,100	57,000 [67,200]
			W	12,300	13,900 [16,900]	14,100	16,700 [19,700]
Total input ※1			kW	4.93	4.81 [7.81]	5.90	5.96 [8.96]
Indoor unit	Model name	With Electric heater / Without Electric heater		PEHD-P5EAH / PEAD-P5EA		PEHD-P6EAH / PEAD-P6EA	
	Power supply (phase, cycle,voltage)			Single phase, 50Hz, 220-230-240V			
	Input	※2	kW	0.64	0.64 <3.64>	0.66	0.66 <3.66>
	Running current	※2	A	2.72	2.72 <15.17>	2.79	2.79 <15.24>
	Starting current	※2	A	–			
	External finish			Galvanized sheets			
	Heat exchanger			Plate fin coil			
	Fan: Fan (drive) × No.			Centrifugal (direct) × 2			
	Fan: Fan motor output		kW	0.400			
	Fan: Air flow (Lo-Hi)		m³ / min (CFM)	33.5-42 (1,183-1,483)		36.5-46 (1,288-1,624)	
	Fan: External static pressure		Pa (mmAq)	70 (130)			
	Booster heater	※2	kW	<3.0>			
	Operation control & Thermostat			Remote controller & built-in			
	Noise level (Lo-Hi)		dB	44-50		46-51	
	Unit drain pipe I.D.		mm (in.)	32 (1-1/4)			
	Dimensions	W	mm (in.)	1,415 (55-11/16)		1,715 (67-1/2)	
	Dimensions	D	mm (in.)	740 (29-1/8)			
	Dimensions	H	mm (in.)	325 (12-13/16)			
	Weight	With electric heater	kg (lbs.)	68 (150)		73 (161)	
	Weight	Without electric heater	kg (lbs.)	65 (143)		70 (154)	
Outdoor unit	Model name			PUH-P5YGAA		PUH-P6YGAA	
	Power supply (phase, cycle, voltage)			3 phases, 50Hz, 380-400-415V (4wires)			
	Input		kW	4.70	5.04	5.58	5.91
	Running current		A	7.60	8.15	9.03	9.56
	Starting current		A	65.5		74	
	External finish			Munsell 5Y 7/1			
	Refrigerant control			Linear expansion valve			
	Compressor			Hermetic			
	Compressor: Model			ZR61KCE-TFD		ZR72KCE-TFD	
	Compressor: Motor output		kW	3.5		4.2	
	Compressor: Starter type			Line start			
	Compressor: Protection devices			Internal thermostat, Thermal relay, HP switch, Discharge thermo.			
	Heat exchanger			Plate fin coil			
	Fan: Fan (drive) × No.			Propeller (direct) × 2			
	Fan: Fan motor output		kW	0.070+0.070			
	Fan: Air flow		m³ / min (CFM)	95 (3,360)		100 (3,530)	
	Crankcase heater		W	38			
	Defrost method			Reverse cycle			
	Noise level	Cooling	dB	55		57	
	Noise level	Heating	dB	56		58	
	Dimensions	W	mm (in.)	1,050 (41-5/16)			
	Dimensions	D	mm (in.)	330+20 (13+3/4)			
	Dimensions	H	mm (in.)	1,260 (49-5/8)			
	Weight		kg (lbs.)	122 (269)			
Refrigerant piping	Refrigerant			R407C			
	Refrigerant: Charge		kg (lbs.)	4.6 (10.1)		4.9 (10.8)	
	Refrigerant: Oil (Model)		L	1.690 (Ester) MMMA-POE		1.774 (Ester) MMMA-POE	
	Pipe size O.D.	Liquid	mm (in.)	9.52 (3/8)			
	Pipe size O.D.	Gas	mm (in.)	19.05 (3/4)			
	Connection method	Indoor side		Flared			
	Connection method	Outdoor side		Flared			
	Between the indoor & outdoor units	Height difference		Max. 50m			
	Between the indoor & outdoor units	Piping length		Max. 50m			

NOTE:

1. Rating conditions (ISO T1)
   Cooling : Indoor : D.B. 27℃ (80˚F), W.B. 19℃ (66˚F) Outdoor : D.B. 35℃ (95˚F), W.B. 24℃ (75˚F)
   Heating : Indoor : D.B. 20℃ (68˚F) Outdoor : D.B. 7℃ (45˚F), W.B. 6℃ (43˚F)
   Refrigerant piping length (one way) : 5m (16ft)
2. Guaranteed operating range

		Indoor	Outdoor
Cooling	Upper limit	D.B. 35℃, W.B. 22.5℃	D.B. 46℃
	Lower limit	D.B. 19℃, W.B. 15℃	D.B. -5℃
Heating	Upper limit	D.B. 28℃	D.B. 24℃, W.B. 18℃
	Lower limit	D.B. 17℃	D.B. -11℃, W.B. -12℃

※1 : [ ] Shows the total rating.
※2 : < > Shows the only booster heater rating.

3. Above data based on indicated voltage
   Indoor unit Single phase 240V 50Hz
   Outdoor unit 3 phases 415V 50Hz

Item \ Model				PEH-P8YE		PEH-P10YE	
Function				Cooling	Heating	Cooling	Heating
Capacity			※1 W	20,900	23,700	26,000	30,500
Indoor unit	**Model name**			**PEH-P8YE**		**PEH-P10YE**	
	Power supply (phase, cycle,voltage)			3 phases, 50Hz, 380-400-415V (4 wires)			
		Input	kW	0.65	0.65	0.94	0.94
		Running current	A	1.12	1.12	1.64	1.64
	External finish			Galvanizing			
	Heat exchanger			Cross fin			
	Fan	Fan (drive) × No.		Siroccofan × 2			
		Fan motor output	kW	0.60		1.23	
		Air flow	m³ / min	60		80	
		External static pressure	Pa	50/150			
	Operation control & Thermostat			Remote control			
	Noise level ※2		dB	53		57	
	Drain piping dimension		mm	1B External thread			
	Dimensions	W	mm	1,580			
		D	mm	604			
		H	mm	455			
	Weight		kg	74		80	
Outdoor unit	**Model name**			**PUH-P8YE**		**PUH-P10YE**	
	Power supply (phase, cycle,voltage)			3 phases, 50Hz, 380-400-415V (4wires)			
		Input	kW	7.27	7.17	9.02	8.62
		Running current	A	13	12.8	16	15.4
	External finish			Munsell 5Y 8/1 or similar			
	Compressor			Hermetic			
		Motor output	kW	5.5		7.5	
		Starter type		Line start			
		Protection devices		Over current protection			
	Heat exchanger			Cross fin			
	Fan	Fan (drive) × No.		Propeller × 1			
		Fan motor output	kW	0.38			
		Air flow	m³ / min	185			
	Noise level ※2		dB	56		57	
	Dimensions	W	mm	990			
		D	mm	840			
		H	mm	1,715			
	Weight		kg	215		220	
Refrigerant piping	Refrigerant			R407C			
	Pipe size O.D.	Indoor side	Liquid mm	12.7 (Welded)		12.7 (Welded)	
			Gas mm	25.4 (Welded)		28.58 (Welded)	
		Outdoor side	Liquid mm	12.7 (Flare)		12.7 (Flare)	
			Gas mm	25.4 (Flange)		28.6 (Flange)	

NOTE: ※1 Rating condition <JIS B 8616>
(Indoor) Cooling : 27℃ D.B.,19℃ W.B. Heating : 20℃ D.B.
(Outdoor) Cooling : 35℃ D.B. Heating : 7℃ D.B., 6℃ W.B.
※2 Noise level : Sound pressure level
(Value when using 50Pa tap)

A.5.2.2 Cool Only (Refrigerant R407C)

Item				Model	PEAD-P1.6EA	PEAD-P2EA
Function					Cooling	
Capacity				Btu/h	15,400	18,900
				W	4,500	5,550
Total input				kW	1.75	2.44
Indoor unit	**Model name**				**PEAD-P1.6EA**	**PEAD-P2EA**
	Power supply (phase, cycle,voltage)				Single phase, 50Hz, 220-230-240V	
		Input		kW	0.13	0.15
		Running current		A	0.55	0.63
		Starting current		A	–	
	External finish				Galvanized sheets	
	Heat exchanger				Plate fin coil	
	Fan	Fan (drive) × No.			Centrifugal (direct) × 2	
		Fan motor output		kW	0.043 (at 70 Pa)	0.076 (at 70 Pa)
		Air flow (Lo-Hi)		m³ / min (CFM)	11-14 (388-494)	13.5-17 (477-600)
		External static pressure		Pa (mmAq)	30/70	
	Booster heater			kW	—	
	Operation control & Thermostat				Remote controller & built-in	
	Noise level (Lo-Hi)			dB	34-38	36-40
	Unit drain pipe I.D.			mm (in.)	32 (1-1/4)	
	Dimensions		W	mm (in.)	935 (36-13/16)	
			D	mm (in.)	700 (27-5/8)	
			H	mm (in.)	295 (11-5/8)	
	Weight			kg (lbs.)	33 (73)	
Outdoor unit	**Model name**				**PU-P1.6VGAA / P1.6YGAA**	**PU-P2VGAA / P2YGAA**
	Power supply (phase, cycle, voltage)				Single phase, 50Hz, 220-230-240V / 3 phases, 50Hz, 380-400-415V (4wires)	
		Input		kW	1.59	2.29
		Running current		A	7.36 / 2.49	10.26 / 3.70
		Starting current		A	36 / 20	62 / 31
	External finish				Munsell 5Y 7/1	
	Refrigerant control				Linear expansion valve	
	Compressor				Hermetic	
		Model			RE277VHSMT / RE277YFKM	NE36VMJMT / NE36YEKMT
		Motor output		kW	1.3	1.6
		Starter type			Line start	
		Protection devices			Internal thermostat, HP switch,Discharge thermo. / Thermal relay, HP switch, Discharge thermo.	
	Heat exchanger				Plate fin coil	
	Fan	Fan (drive) × No.			Propeller (direct) × 1	
		Fan motor output		kW	0.070	
		Air flow		m³ / min (CFM)	45 (1,590)	55 (1,940)
	Crankcase heater			W	30	38
	Defrost method				—	
	Noise level		Cooling	dB	47	48
	Dimensions		W	mm (in.)	900 (35-7/16)	
			D	mm (in.)	330+20 (13+3/4)	
			H	mm (in.)	650 (25-5/8)	855 (33-5/8)
	Weight			kg (lbs.)	55 (121)	71 (157)
Refrigerant piping	Refrigerant				R407C	
		Charge		kg (lbs.)	2.5 (5.5)	2.6 (5.7)
		Oil (Model)		L	0.57 (Ester) MEL56	1.2 (Ester) MEL56
	Pipe size O.D.		Liquid	mm (in.)	9.52 (3/8)	
			Gas	mm (in.)	15.88 (5/8)	
	Connection method		Indoor side		Flared	
			Outdoor side		Flared	
	Between the indoor & outdoor units		Height difference		Max. 40m	
			Piping length		Max. 40m	

NOTE:

1. Rating conditions (ISO T1)
   Cooling : Indoor : D.B. 27℃ (80˚F), W.B. 19℃ (66˚F) Outdoor : D.B. 35℃ (95˚F), W.B. 24℃ (75˚F)
   Refrigerant piping length (one way) : 5m (16ft)
2. Guaranteed operating range

		Indoor	Outdoor
Cooling	Upper limit	D.B. 35℃, W.B. 22.5℃	D.B. 46℃
	Lower limit	D.B. 19℃, W.B. 15℃	D.B. -5℃

3. Above data based on indicated voltage
   Indoor unit Single phase 240V 50Hz
   Outdoor unit Single phase 240V 50Hz / 3 phases 415V 50Hz

Item \ Model				PEAD-P2.5EA
Function				Cooling
Capacity			Btu/h	22,900
			W	6,700
Total input			kW	2.68
Indoor unit	**Model name**			**PEAD-P2.5EA**
	Power supply (phase, cycle,voltage)			Single phase, 50Hz, 220-230-240V
		Input	kW	0.17
		Running current	A	0.72
		Starting current	A	–
	External finish			Galvanized sheets
	Heat exchanger			Plate fin coil
	Fan	Fan (drive) × No.		Centrifugal (direct) × 2
		Fan motor output	kW	0.116 (at 70 Pa)
		Air flow (Lo-Hi)	m³ / min (CFM)	17-21 (600-741)
		External static pressure	Pa (mmAq)	30/70
	Booster heater		kW	—
	Operation control & Thermostat			Remote controller & built-in
	Noise level (Lo-Hi)		dB	37-41
	Unit drain pipe I.D.		mm (in.)	32 (1-1/4)
	Dimensions	W	mm (in.)	1,175 (46-1/8)
		D	mm (in.)	700 (27-5/8)
		H	mm (in.)	295 (11-5/8)
	Weight		kg (lbs.)	42 (92)
Outdoor unit	**Model name**			**PU-P2.5VGAA / P2.5YGAA**
	Power supply (phase, cycle, voltage)			Single phase, 50Hz, 220-230-240V / 3 phases, 50Hz, 380-400-415V (4wires)
		Input	kW	2.77
		Running current	A	11.90 / 4.48
		Starting current	A	77 / 35
	External finish			Munsell 5Y 7/1
	Refrigerant control			Linear expansion valve
	Compressor			Hermetic
		Model		NE41VMJMT / NE41YEKMT
		Motor output	kW	1.9
		Starter type		Line start
		Protection devices		Internal thermostat, HP switch,Discharge thermo. / Thermal relay, HP switch, Discharge thermo.
	Heat exchanger			Plate fin coil
	Fan	Fan (drive) × No.		Propeller (direct) × 1
		Fan motor output	kW	0.070
		Air flow	m³ / min (CFM)	50 (1,770)
	Crankcase heater		W	38
	Defrost method			—
	Noise level	Cooling	dB	48
	Dimensions	W	mm (in.)	900 (35-7/16)
		D	mm (in.)	330+20 (13+3/4)
		H	mm (in.)	855 (33-5/8)
	Weight		kg (lbs.)	82 (181)
Refrigerant piping	Refrigerant			R407C
		Charge	kg (lbs.)	3.1 (6.8)
		Oil (Model)	L	1.2 (Ester) MEL56
	Pipe size O.D.	Liquid	mm (in.)	9.52 (3/8)
		Gas	mm (in.)	15.88 (5/8)
	Connection method	Indoor side		Flared
		Outdoor side		Flared
	Between the indoor & outdoor units	Height difference		Max. 50m
		Piping length		Max. 50m

NOTE:

1. Rating conditions (ISO T1)
   Cooling : Indoor : D.B. 27℃ (80˚F), W.B. 19℃ (66˚F) Outdoor : D.B. 35℃ (95˚F), W.B. 24℃ (75˚F)
   Refrigerant piping length (one way) : 5m (16ft)
2. Guaranteed operating range

		Indoor	Outdoor
Cooling	Upper limit	D.B. 35℃, W.B. 22.5℃	D.B. 46℃
	Lower limit	D.B. 19℃, W.B. 15℃	D.B. -5℃

3. Above data based on indicated voltage
   Indoor unit Single phase 240V 50Hz
   Outdoor unit Single phase 240V 50Hz / 3 phases 415V 50Hz

Item \ Model				PEAD-P3EA	PEAD-P4EA
Function				Cooling	
Capacity			Btu/h	26,300	33,100
			W	7,700	9,700
Total input			kW	3.41	3.90
Indoor unit	**Model name**			**PEAD-P3EA**	**PEAD-P4EA**
	Power supply (phase, cycle,voltage)			Single phase, 50Hz, 220-230-240V	
		Input	kW	0.40	0.62
		Running current	A	1.70	2.64
		Starting current	A	–	
	External finish			Galvanized sheets	
	Heat exchanger			Plate fin coil	
	Fan	Fan (drive) × No.		Centrifugal (direct) × 2	
		Fan motor output	kW	0.150	0.270
		Air flow (Lo-Hi)	m³ / min (CFM)	20-25 (706-883)	27-34 (953-1,200)
		External static pressure	Pa (mmAq)	70 (130)	
	Booster heater		kW	—	
	Operation control & Thermostat			Remote controller & built-in	
	Noise level (Lo-Hi)		dB	37-41	41-46
	Unit drain pipe I.D.		mm (in.)	32 (1-1/4)	
	Dimensions	W	mm (in.)	1,175 (46-1/8)	1,415 (55-11/16)
		D	mm (in.)	740 (29-1/8)	
		H	mm (in.)	325 (12-13/16)	
	Weight		kg (lbs.)	44 (97)	62 (136)
Outdoor unit	**Model name**			**PU-P3VGAA / P3YGAA**	**PU-P4VGAA / P4YGAA**
	Power supply (phase, cycle, voltage)			Single phase, 50Hz, 220-230-240V / 3 phases, 50Hz, 380-400-415V (4wires)	
		Input	kW	3.27	3.43
		Running current	A	14.81 / 5.29	15.71 / 5.55
		Starting current	A	93 / 47	99 / 49
	External finish			Munsell 5Y 7/1	
	Refrigerant control			Linear expansion valve	
	Compressor			Hermetic	
		Model		NE52VNJMT / NE52YDKMT	NE56VNJMT / NE56YDKMT
		Motor output	kW	2.5	2.7
		Starter type		Line start	
		Protection devices		Internal thermostat, HP switch, Discharge thermo. / Thermal relay, HP switch, Discharge thermo.	
	Heat exchanger			Plate fin coil	
	Fan	Fan (drive) × No.		Propeller (direct) × 1	Propeller (direct) × 2
		Fan motor output	kW	0.070	0.070+0.070
		Air flow	m³ / min (CFM)	50 (1,770)	85 (3,000)
	Crankcase heater		W	38	
	Defrost method			—	
	Noise level	Cooling	dB	49	51
	Dimensions	W	mm (in.)	900 (35-7/16)	
		D	mm (in.)	330+20 (13+3/4)	
		H	mm (in.)	855 (33-5/8)	1,260 (49-5/8)
	Weight		kg (lbs.)	82 (181)	96 (212)
Refrigerant piping	Refrigerant			R407C	
		Charge	kg (lbs.)	3.3 (7.3)	4.0 (8.8)
		Oil (Model)	L	1.3 (Ester) MEL56	
	Pipe size O.D.	Liquid	mm (in.)	9.52 (3/8)	
		Gas	mm (in.)	15.88 (5/8)	19.05 (3/4)
	Connection method	Indoor side		Flared	
		Outdoor side		Flared	
	Between the indoor & outdoor units	Height difference		Max. 50m	
		Piping length		Max. 50m	

NOTE:

1. Rating conditions (ISO T1)
   Cooling : Indoor : D.B. 27℃ (80˚F), W.B. 19℃ (66˚F) Outdoor : D.B. 35℃ (95˚F), W.B. 24℃ (75˚F)
   Refrigerant piping length (one way) : 5m (16ft)
2. Guaranteed operating range

		Indoor	Outdoor
Cooling	Upper limit	D.B. 35℃, W.B. 22.5℃	D.B. 46℃
	Lower limit	D.B. 19℃, W.B. 15℃	D.B. -5℃

3. Above data based on indicated voltage
   Indoor unit Single phase 240V 50Hz
   Outdoor unit Single phase 240V 50Hz / 3 phases 415V 50Hz

Item \ Model				PEAD-P5EA	PEAD-P6EA
Function				Cooling	
Capacity			Btu/h	42,000	48,100
			W	12,300	14,100
Total input			kW	4.93	5.90
Indoor unit	**Model name**			**PEAD-P5EA**	**PEAD-P6EA**
	Power supply (phase, cycle,voltage)			Single phase, 50Hz, 220-230-240V	
		Input	kW	0.64	0.66
		Running current	A	2.72	2.79
		Starting current	A	–	
	External finish			Galvanized sheets	
	Heat exchanger			Plate fin coil	
	Fan	Fan (drive) × No.		Centrifugal (direct) × 2	
		Fan motor output	kW	0.400	
		Air flow (Lo-Hi)	m³ / min (CFM)	33.5-42 (1,183-1,483)	36.5-46 (1,288-1,624)
		External static pressure	Pa (mmAq)	70 (130)	
	Booster heater		kW	—	
	Operation control & Thermostat			Remote controller & built-in	
	Noise level (Lo-Hi)		dB	44-50	46-51
	Unit drain pipe I.D.		mm (in.)	32 (1-1/4)	
	Dimensions	W	mm (in.)	1,415 (55-11/16)	1,715 (67-1/2)
		D	mm (in.)	740 (29-1/8)	
		H	mm (in.)	325 (12-13/16)	
	Weight		kg (lbs.)	65 (143)	70 (154)
Outdoor unit	**Model name**			**PU-P5YGAA**	**PU-P6YGAA**
	Power supply (phase, cycle, voltage)			3 phases, 50Hz, 380-400-415V (4wires)	
		Input	kW	4.70	5.58
		Running current	A	7.60	9.03
		Starting current	A	65.5	74
	External finish			Munsell 5Y 7/1	
	Refrigerant control			Linear expansion valve	
	Compressor			Hermetic	
		Model		ZR61KCE-TFD	ZR72KCE-TFD
		Motor output	kW	3.5	4.2
		Starter type		Line start	
		Protection devices		Internal thermostat, Thermal relay, HP switch, Discharge thermo.	
	Heat exchanger			Plate fin coil	
	Fan	Fan (drive) × No.		Propeller (direct) × 2	
		Fan motor output	kW	0.070+0.070	
		Air flow	m³ / min (CFM)	95 (3,360)	100 (3,530)
	Crankcase heater		W	38	
	Defrost method			—	
	Noise level	Cooling	dB	55	57
	Dimensions	W	mm (in.)	1,050 (41-5/16)	
		D	mm (in.)	330+20 (13+3/4)	
		H	mm (in.)	1,260 (49-5/8)	
	Weight		kg (lbs.)	122 (269)	
Refrigerant piping	Refrigerant			R407C	
		Charge	kg (lbs.)	4.6 (10.1)	4.9 (10.8)
		Oil (Model)	L	1.690 MMMA-POE	1.774 MMMA-POE
	Pipe size O.D.	Liquid	mm (in.)	9.52 (3/8)	
		Gas	mm (in.)	19.05 (3/4)	
	Connection method	Indoor side		Flared	
		Outdoor side		Flared	
	Between the indoor & outdoor units	Height difference		Max. 50m	
		Piping length		Max. 50m	

NOTE:

1. Rating conditions (ISO T1)
   Cooling : Indoor : D.B. 27℃ (80˚F), W.B. 19℃ (66˚F) Outdoor : D.B. 35℃ (95˚F), W.B. 24℃ (75˚F)
   Refrigerant piping length (one way) : 5m (16ft)
2. Guaranteed operating range

		Indoor	Outdoor
Cooling	Upper limit	D.B. 35℃, W.B. 22.5℃	D.B. 46℃
	Lower limit	D.B. 19℃, W.B. 15℃	D.B. -5℃

3. Above data based on indicated voltage
   Indoor unit Single phase 240V 50Hz
   Outdoor unit 3 phases 415V 50Hz

A.5.3 ELECTRICAL DATA

A.5.3.1 Heat Pump (Refrigerant R407C)

Indoor unit ..... 220V 50Hz Single phase Outdoor unit .... 220V 50Hz Single phase / 380V 50Hz 3 phases

Model	Indoor unit	With heater	PEHD-P1.6EAH				PEHD-P2EAH				PEHD-P2.5EAH			
		Without heater	PEAD-P1.6EA				PEAD-P2EA				PEAD-P2.5EA			
	Outdoor unit		PUH-P1.6VGAA		PUH-P1.6YGAA		PUH-P2VGAA		PUH-P2YGAA		PUH-P2.5VGAA		PUH-P2.5YGAA	
Mode			Cool	Heat	Cool	Heat	Cool	Heat	Cool	Heat	Cool	Heat	Cool	Heat
Capacity (W)			4,400	4,800 (5,650)	4,400	4,800 (5,650)	5,450	6,050 (6,900)	5,450	6,050 (6,900)	6,500	7,100 (8,350)	6,500	7,100 (8,350)
Total Input (kW)	(In + Out) (In + Out + Heater)		1.66	1.66 (2.51)	1.66	1.66 (2.51)	2.34	2.11 (2.96)	2.34	2.11 (2.96)	2.61	2.35 (3.60)	2.61	2.35 (3.60)
Indoor unit	Input (kW)		0.12	0.12 <0.85>	0.12	0.12 <0.85>	0.13	0.13 <0.85>	0.13	0.13 <0.85>	0.15	0.15 <1.25>	0.15	0.15 <1.25>
Indoor unit	Current (A)		0.55	0.55 <3.86>	0.55	0.55 <3.86>	0.60	0.60 <3.86>	0.60	0.60 <3.86>	0.69	0.69 <5.67>	0.69	0.69 <5.67>
Outdoor unit	Starting current (A)		33	33	18	18	62	62	31	31	71	71	32	32
Outdoor unit	Current (A)		8.03	8.28	2.71	2.80	11.19	11.53	4.05	4.17	12.98	12.56	4.89	4.73

※ ( ) shows the total rating. < > shows the only booster heater rating.

Indoor unit ..... 230V 50Hz Single phase Outdoor unit .... 230V 50Hz Single phase / 400V 50Hz 3 phases

Model	Indoor unit	With heater	PEHD-P1.6EAH				PEHD-P2EAH				PEHD-P2.5EAH			
		Without heater	PEAD-P1.6EA				PEAD-P2EA				PEAD-P2.5EA			
	Outdoor unit		PUH-P1.6VGAA		PUH-P1.6YGAA		PUH-P2VGAA		PUH-P2YGAA		PUH-P2.5VGAA		PUH-P2.5YGAA	
Mode			Cool	Heat	Cool	Heat	Cool	Heat	Cool	Heat	Cool	Heat	Cool	Heat
Capacity (W)			4,450	4,850 (5,750)	4,450	4,850 (5,750)	5,500	6,100 (7,000)	5,500	6,100 (7,000)	6,600	7,150 (8,550)	6,600	7,150 (8,550)
Total Input (kW)	(In + Out) (In + Out + Heater)		1.71	1.73 (2.63)	1.71	1.73 (2.63)	2.39	2.17 (3.07)	2.39	2.17 (3.07)	2.65	2.40 (3.80)	2.65	2.40 (3.80)
Indoor unit	Input (kW)		0.13	0.13 <0.90>	0.13	0.13 <0.90>	0.14	0.14 <0.90>	0.14	0.14 <0.90>	0.16	0.16 <1.40>	0.16	0.16 <1.40>
Indoor unit	Current (A)		0.55	0.55 <3.93>	0.55	0.55 <3.93>	0.61	0.61 <3.93>	0.61	0.61 <3.93>	0.70	0.70 <6.08>	0.70	0.70 <6.08>
Outdoor unit	Starting current (A)		35	35	19	19	62	62	31	31	74	74	34	34
Outdoor unit	Current (A)		7.68	7.92	2.58	2.66	10.71	11.03	3.84	3.96	12.42	12.01	4.65	4.50

※ ( ) shows the total rating. < > shows the only booster heater rating.

Indoor unit ..... 240V 50Hz Single phase Outdoor unit .... 240V 50Hz Single phase / 415V 50Hz 3 phases

Model	Indoor unit	With heater	PEHD-P1.6EAH				PEHD-P2EAH				PEHD-P2.5EAH			
		Without heater	PEAD-P1.6EA				PEAD-P2EA				PEAD-P2.5EA			
	Outdoor unit		PUH-P1.6VGAA		PUH-P1.6YGAA		PUH-P2VGAA		PUH-P2YGAA		PUH-P2.5VGAA		PUH-P2.5YGAA	
Mode			Cool	Heat	Cool	Heat	Cool	Heat	Cool	Heat	Cool	Heat	Cool	Heat
Capacity (W)			4,500	4,900 (5,900)	4,500	4,900 (5,900)	5,550	6,150 (7,150)	5,550	6,150 (7,150)	6,700	7,200 (8,700)	6,700	7,200 (8,700)
Total Input (kW)	(In + Out) (In + Out + Heater)		1.75	1.80 (2.80)	1.75	1.80 (2.80)	2.44	2.22 (3.22)	2.44	2.22 (3.22)	2.68	2.45 (3.95)	2.68	2.45 (3.95)
Indoor unit	Input (kW)		0.13	0.13 <1.00>	0.13	0.13 <1.00>	0.15	0.15 <1.00>	0.15	0.15 <1.00>	0.17	0.17 <1.50>	0.17	0.17 <1.50>
Indoor unit	Current (A)		0.55	0.55 <4.16>	0.55	0.55 <4.16>	0.63	0.63 <4.16>	0.63	0.63 <4.16>	0.72	0.72 <6.24>	0.72	0.72 <6.24>
Outdoor unit	Starting current (A)		36	36	20	20	62	62	31	31	77	77	35	35
Outdoor unit	Current (A)		7.36	7.59	2.49	2.56	10.26	10.57	3.70	3.82	11.90	11.51	4.48	4.34

※ ( ) shows the total rating. < > shows the only booster heater rating.

Indoor unit ..... 220V 50Hz Single phase Outdoor unit .... 220V 50Hz Single phase / 380V 50Hz 3 phases

Model	Indoor unit	With heater	PEHD-P3EAH				PEHD-P4EAH			
		Without heater	PEAD-P3EA				PEAD-P4EA			
	Outdoor unit		PUH-P3VGAA		PUH-P3YGAA		PUH-P4VGAA		PUH-P4YGAA	
Mode			Cool	Heat	Cool	Heat	Cool	Heat	Cool	Heat
Capacity (W)			7,500	9,000 (10,800)	7,500	9,000 (10,800)	9,500	10,200 (12,200)	9,500	10,200 (12,200)
Total Input (kW)	(In + Out) (In + Out + Heater)		3.29	3.12 (4.92)	3.29	3.12 (4.92)	3.76	3.93 (5.93)	3.76	3.93 (5.93)
Indoor unit	Input (kW)		0.30	0.30 <1.80>	0.30	0.30 <1.80>	0.52	0.52 <2.00>	0.52	0.52 <2.00>
Indoor unit	Current (A)		1.39	1.39 <8.16>	1.39	1.39 <8.16>	2.41	2.41 <9.04>	2.41	2.41 <9.04>
Outdoor unit	Starting current (A)		85	85	43	43	91	91	44	44
Outdoor unit	Current (A)		16.16	17.19	5.78	6.15	17.13	18.08	6.06	6.40

※ ( ) shows the total rating. < > shows the only booster heater rating.

Indoor unit ..... 230V 50Hz Single phase Outdoor unit .... 230V 50Hz Single phase / 400V 50Hz 3 phases

Model	Indoor unit	With heater	PEHD-P3EAH				PEHD-P4EAH			
		Without heater	PEAD-P3EA				PEAD-P4EA			
	Outdoor unit		PUH-P3VGAA		PUH-P3YGAA		PUH-P4VGAA		PUH-P4YGAA	
Mode			Cool	Heat	Cool	Heat	Cool	Heat	Cool	Heat
Capacity (W)			7,600	9,050 (10,950)	7,600	9,050 (10,950)	9,600	10,300 (12,500)	9,600	10,300 (12,500)
Total Input (kW)	(In + Out) (In + Out + Heater)		3.35	3.18 (5.08)	3.35	3.18 (5.08)	3.83	4.00 (6.20)	3.83	4.00 (6.20)
Indoor unit	Input (kW)		0.35	0.35 <1.90>	0.35	0.35 <1.90>	0.57	0.57 <2.20>	0.57	0.57 <2.20>
Indoor unit	Current (A)		1.55	1.55 <8.23>	1.55	1.55 <8.23>	2.53	2.53 <9.51>	2.53	2.53 <9.51>
Outdoor unit	Starting current (A)		89	89	45	45	95	95	47	47
Outdoor unit	Current (A)		15.45	16.45	5.49	5.84	16.39	17.30	5.76	6.08

※ ( ) shows the total rating. < > shows the only booster heater rating.

Indoor unit ..... 240V 50Hz Single phase Outdoor unit .... 240V 50Hz Single phase / 415V 50Hz 3 phases

Model	Indoor unit	With heater	PEHD-P3EAH				PEHD-P4EAH			
		Without heater	PEAD-P3EA				PEAD-P4EA			
	Outdoor unit		PUH-P3VGAA		PUH-P3YGAA		PUH-P4VGAA		PUH-P4YGAA	
Mode			Cool	Heat	Cool	Heat	Cool	Heat	Cool	Heat
Capacity (W)			7,700	9,100 (11,200)	7,700	9,100 (11,200)	9.700	10,400 (12,800)	9,700	10,400 (12,800)
Total Input (kW)	(In + Out) (In + Out + Heater)		3.41	3.24 (5.34)	3.41	3.24 (5.34)	3.90	4.07 (6.47)	3.90	4.07 (6.47)
Indoor unit	Input (kW)		0.40	0.40 <2.10>	0.40	0.40 <2.10>	0.62	0.62 <2.40>	0.62	0.62 <2.40>
Indoor unit	Current (A)		1.70	1.70 <8.71>	1.70	1.70 <8.71>	2.64	2.64 <9.94>	2.64	2.64 <9.94>
Outdoor unit	Starting current (A)		93	93	47	47	99	99	49	49
Outdoor unit	Current (A)		14.81	15.76	5.29	5.63	15.71	16.58	5.55	5.86

※ ( ) shows the total rating. < > shows the only booster heater rating.

Indoor unit ..... 220V 50Hz Single phase Outdoor unit .... 220V 50Hz Single phase / 380V 50Hz 3 phases

Model	Indoor unit	With heater	PEHD-P5EAH		PEHD-P6EAH	
		Without heater	PEAD-P5EA		PEAD-P6EA	
	Outdoor unit		PUH-P5YGAA		PUH-P6YGAA	
Mode			Cool	Heat	Cool	Heat
Capacity (W)			12,100	13,700 (16,200)	13,900	16,500 (19,000)
Total Input (kW)	(In + Out) (In + Out + Heater)		4.81	4.68 (7.18)	5.72	5.84 (8.34)
Indoor unit	Input (kW)		0.54	0.54 <2.50>	0.56	0.56 <2.50>
Indoor unit	Current (A)		2.50	2.50 <11.32>	2.59	2.59 <11.32>
Outdoor unit	Starting current (A)		65.5	65.5	74	74
Outdoor unit	Current (A)		8.30	8.90	9.86	10.44

※ ( ) shows the total rating. < > shows the only booster heater rating.

Indoor unit ..... 230V 50Hz Single phase Outdoor unit .... 230V 50Hz Single phase / 400V 50Hz 3 phases

Model	Indoor unit	With heater	PEHD-P5EAH		PEHD-P6EAH	
		Without heater	PEAD-P5EA		PEAD-P6EA	
	Outdoor unit		PUH-P5YGAA		PUH-P6YGAA	
Mode			Cool	Heat	Cool	Heat
Capacity (W)			12,200	13,800 (16,500)	14,000	16,600 (19,300)
Total Input (kW)	(In + Out) (In + Out + Heater)		4.87	4.74 (7.44)	5.81	5.90 (8.60)
Indoor unit	Input (kW)		0.59	0.59 <2.70>	0.61	0.61 <2.70>
Indoor unit	Current (A)		2.62	2.62 <11.68>	2.69	2.69 <11.68>
Outdoor unit	Starting current (A)		65.5	65.5	74	74
Outdoor unit	Current (A)		7.89	8.46	9.37	9.92

※ ( ) shows the total rating. < > shows the only booster heater rating.

Indoor unit ..... 240V 50Hz Single phase Outdoor unit .... 240V 50Hz Single phase / 415V 50Hz 3 phases

Model	Indoor unit	With heater	PEHD-P5EAH		PEHD-P6EAH	
		Without heater	PEAD-P5EA		PEAD-P6EA	
	Outdoor unit		PUH-P5YGAA		PUH-P6YGAA	
Mode			Cool	Heat	Cool	Heat
Capacity (W)			12,300	13,900 (16,900)	14,100	16,700 (19,700)
Total Input (kW)	(In + Out) (In + Out + Heater)		4.93	4.81 (7.81)	5.90	5.96 (8.96)
Indoor unit	Input (kW)		0.64	0.64 <3.00>	0.66	0.66 <3.00>
Indoor unit	Current (A)		2.72	2.72 <12.45>	2.79	2.79 <12.45>
Outdoor unit	Starting current (A)		65.5	65.5	74	74
Outdoor unit	Current (A)		7.60	8.15	9.03	9.56

※ ( ) shows the total rating. < > shows the only booster heater rating.

Indoor unit ..... 220V 50Hz Single phase Outdoor unit .... 380V 50Hz 3 phases

Model		Indoor unit	PEH-P8YE		PEH-P10YE	
		Outdoor unit	PUH-P8YE		PUH-P10YE	
Mode			Cool	Heat	Cool	Heat
Capacity (W)			20,900	23,700	26,000	30,500
Total Input (kW)	(In + Out) (In + Out + Heater)		7.92	7.82	9.96	9.56
Indoor unit	Input (kW)		0.65	0.65	0.94	0.94
Indoor unit	Current (A)		1.12	1.12	1.64	1.64
Outdoor unit	Starting current (A)		110	110	133	133
Outdoor unit	Current (A)		13.0	12.8	16.0	15.4

Indoor unit ..... 230V 50Hz Single phase Outdoor unit .... 400V 50Hz 3 phases

Model		Indoor unit	PEH-P8YE		PEH-P10YE	
		Outdoor unit	PUH-P8YE		PUH-P10YE	
Mode			Cool	Heat	Cool	Heat
Capacity (W)			20,900	23,700	26,000	30,500
Total Input (kW)	(In + Out) (In + Out + Heater)		7.92	7.82	9.96	9.56
Indoor unit	Input (kW)		0.65	0.65	0.94	0.94
Indoor unit	Current (A)		1.12	1.12	1.64	1.64
Outdoor unit	Starting current (A)		110	110	133	133
Outdoor unit	Current (A)		13.0	12.8	16.0	15.4

Indoor unit ..... 240V 50Hz Single phase Outdoor unit .... 415V 50Hz 3 phases

Model		Indoor unit	PEH-P8YE		PEH-P10YE	
		Outdoor unit	PUH-P8YE		PUH-P10YE	
Mode			Cool	Heat	Cool	Heat
Capacity (W)			20,900	23,700	26,000	30,500
Total Input (kW)	(In + Out) (In + Out + Heater)		7.92	7.82	9.96	9.56
Indoor unit	Input (kW)		0.65	0.65	0.94	0.94
Indoor unit	Current (A)		1.12	1.12	1.64	1.64
Outdoor unit	Starting current (A)		110	110	133	133
Outdoor unit	Current (A)		13.0	12.8	16.0	15.4

A.5.3.2 Cool Only (Referigerant R407C)

Indoor unit ..... 220V 50Hz Single phase Outdoor unit .... 220V 50Hz Single phase / 380V 50Hz 3 phases

Model		Indoor unit	PEAD-P1.6EA		PEAD-P2EA		PEAD-P2.5EA	
		Outdoor unit	PU-P1.6VGAA	PU-P1.6YGAA	PU-P2VGAA	PU-P2YGAA	PU-P2.5VGAA	PU-P2.5YGAA
Mode			Cool	Cool	Cool	Cool	Cool	Cool
Capacity (W)			4,400	4,400	5,450	5,450	6,500	6,500
Total Input (kW)	(In + Out) (In + Out + Heater)		1.66	1.66	2.34	2.34	2.61	2.61
Indoor unit	Input (kW)		0.12	0.12	0.13	0.13	0.15	0.15
Indoor unit	Current (A)		0.55	0.55	0.60	0.60	0.69	0.69
Outdoor unit	Starting current (A)		33	18	62	31	71	32
Outdoor unit	Current (A)		8.03	2.71	11.19	4.05	12.98	4.89

Indoor unit ..... 230V 50Hz Single phase Outdoor unit .... 230V 50Hz Single phase / 400V 50Hz 3 phases

Model		Indoor unit	PEAD-P1.6EA		PEAD-P2EA		PEAD-P2.5EA	
		Outdoor unit	PU-P1.6VGAA	PU-P1.6YGAA	PU-P2VGAA	PU-P2YGAA	PU-P2.5VGAA	PU-P2.5YGAA
Mode			Cool	Cool	Cool	Cool	Cool	Cool
Capacity (W)			4,450	4,450	5,500	5,500	6,600	6,600
Total Input (kW)	(In + Out) (In + Out + Heater)		1.71	1.71	2.39	2.39	2.65	2.65
Indoor unit	Input (kW)		0.13	0.13	0.14	0.14	0.16	0.16
Indoor unit	Current (A)		0.55	0.55	0.61	0.61	0.70	0.70
Outdoor unit	Starting current (A)		35	19	62	31	74	34
Outdoor unit	Current (A)		7.68	2.58	10.71	3.84	12.42	4.65

Indoor unit ..... 240V 50Hz Single phase Outdoor unit .... 240V 50Hz Single phase / 415V 50Hz 3 phases

Model		Indoor unit	PEAD-P1.6EA		PEAD-P2EA		PEAD-P2.5EA	
		Outdoor unit	PU-P1.6VGAA	PU-P1.6YGAA	PU-P2VGAA	PU-P2YGAA	PU-P2.5VGAA	PU-P2.5YGAA
Mode			Cool	Cool	Cool	Cool	Cool	Cool
Capacity (W)			4,500	4,500	5,550	5,550	6,700	6,700
Total Input (kW)	(In + Out) (In + Out + Heater)		1.75	1.75	2.44	2.44	2.68	2.68
Indoor unit	Input (kW)		0.13	0.13	0.15	0.15	0.17	0.17
Indoor unit	Current (A)		0.55	0.55	0.63	0.63	0.72	0.72
Outdoor unit	Starting current (A)		36	20	62	31	77	35
Outdoor unit	Current (A)		7.36	2.49	10.26	3.70	11.90	4.48

Indoor unit ..... 220V 50Hz Single phase Outdoor unit .... 220V 50Hz Single phase / 380V 50Hz 3 phases

Model		Indoor unit	PEAD-P3EA		PEAD-P4EA		PEAD-P5EA	PEAD-P6EA
		Outdoor unit	PU-P3VGAA	PU-P3YGAA	PU-P4VGAA	PU-P4YGAA	PU-P5YGAA	PU-P6YGAA
Mode			Cool	Cool	Cool	Cool	Cool	Cool
Capacity (W)			7,500	7,500	9,500	9,500	12,100	13,900
Total Input (kW)	(In + Out) (In + Out + Heater)		3.29	3.29	3.76	3.76	4.81	5.72
Indoor unit	Input (kW)		0.30	0.30	0.52	0.52	0.54	0.56
Indoor unit	Current (A)		1.39	1.39	2.41	2.41	2.50	2.59
Outdoor unit	Starting current (A)		85	43	91	44	65.5	74
Outdoor unit	Current (A)		16.16	5.78	17.13	6.06	8.30	9.86

Indoor unit ..... 230V 50Hz Single phase Outdoor unit .... 230V 50Hz Single phase / 400V 50Hz 3 phases

Model		Indoor unit	PEAD-P3EA		PEAD-P4EA		PEAD-P5EA	PEAD-P6EA
		Outdoor unit	PU-P3VGAA	PU-P3YGAA	PU-P4VGAA	PU-P4YGAA	PU-P5YGAA	PU-P6YGAA
Mode			Cool	Cool	Cool	Cool	Cool	Cool
Capacity (W)			7,600	7,600	9,600	9,600	12,200	14,000
Total Input (kW)	(In + Out) (In + Out + Heater)		3.35	3.35	3.83	3.83	4.87	5.81
Indoor unit	Input (kW)		0.35	0.35	0.57	0.57	0.59	0.61
Indoor unit	Current (A)		1.55	1.55	2.53	2.53	2.62	2.69
Outdoor unit	Starting current (A)		89	45	95	47	65.5	74
Outdoor unit	Current (A)		15.45	5.49	16.39	5.76	7.89	9.37

Indoor unit ..... 240V 50Hz Single phase Outdoor unit .... 240V 50Hz Single phase / 415V 50Hz 3 phases

Model		Indoor unit	PEAD-P3EA		PEAD-P4EA		PEAD-P5EA	PEAD-P6EA
		Outdoor unit	PU-P3VGAA	PU-P3YGAA	PU-P4VGAA	PU-P4YGAA	PU-P5YGAA	PU-P6YGAA
Mode			Cool	Cool	Cool	Cool	Cool	Cool
Capacity (W)			7,700	7,700	9,700	9,700	12,300	14,100
Total Input (kW)	(In + Out) (In + Out + Heater)		3.41	3.41	3.90	3.90	4.93	5.90
Indoor unit	Input (kW)		0.40	0.40	0.62	0.62	0.64	0.66
Indoor unit	Current (A)		1.70	1.70	2.64	2.64	2.72	2.79
Outdoor unit	Starting current (A)		93	47	99	49	65.5	74
Outdoor unit	Current (A)		14.81	5.29	15.71	5.55	7.60	9.03

A.5.4 OUTLINES AND DIMENSIONS

PEHD-P1.6/P2/P2.5EAH
PEAD-P1.6/P2/P2.5EA

Unit: mm

Model	A	B	C	D	E
P1.6,P2	772	305	-	830	804
P2.5	1012	280	290	1070	1044

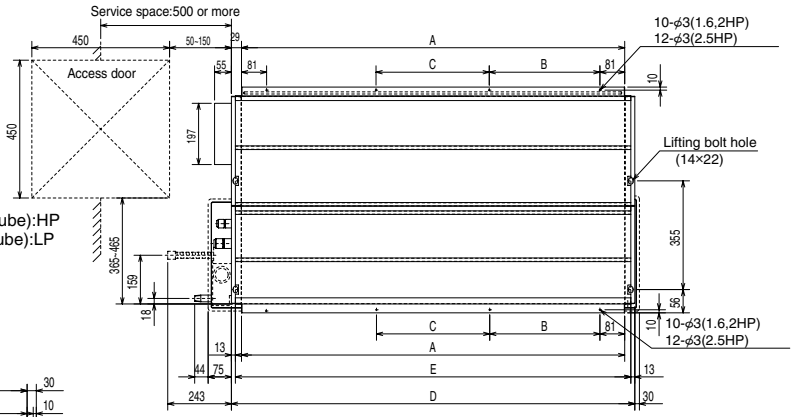

① Refrigerant piping flare connection (liquid φ9.52 copper tube):HP
② Refrigerant piping flare connection (gas φ15.88 copper tube):LP
③ Drain R1(External thread)
④ Electrical parts box
⑤ Electric Heater ··· Only PEHD-P·EAH Type
⑥ Drain Pump (Option)
⑦ Drain Pipe (Option) ··· Flexible joint VP-25(I.D.φ32) } Set
⑧ Filter

In case of rear inlet

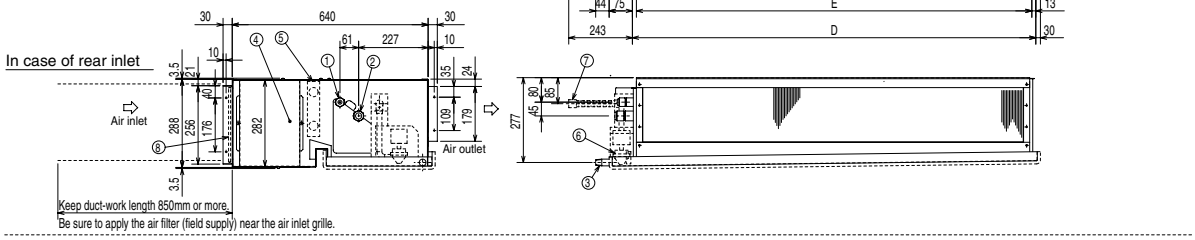

In case of bottom inlet

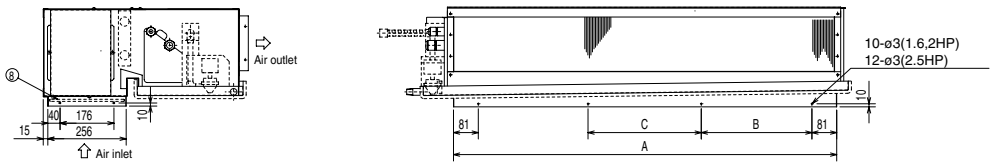

PEHD-P3/P4/P5/P6EAH
PEAD-P3/P4/P5/P6EA

Model	A	B	C	D	E	F
P3	1012	280	290	1070	1044	15.88
P4,P5	1252	360	370	1310	1284	19.05
P6	1552	460	470	1610	1584	19.05

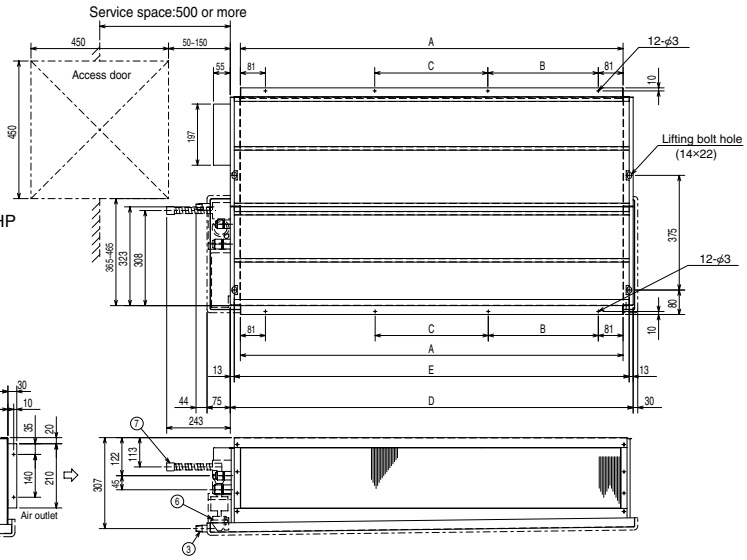

① Refrigerant piping flare connection (liquid φ9.52 copper tube):HP
② Refrigerant piping flare connection (gas φF copper tube):LP
③ Drain 25A (male screw)
④ Electrical parts box
⑤ Electric Heater ··· Only PEHD-P·EAH Type
⑥ Drain Pump (Option)
⑦ Drain Pipe (Option) ··· Flexible joint VP25(I.D.φ32) } Set
⑧ Filter

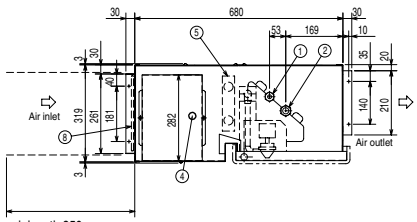

Keep duct-work length 850mm or more.
Be sure to apply the air filter (field supply) near the air inlet grille.

PEH-P8YE
PEH-P10YE

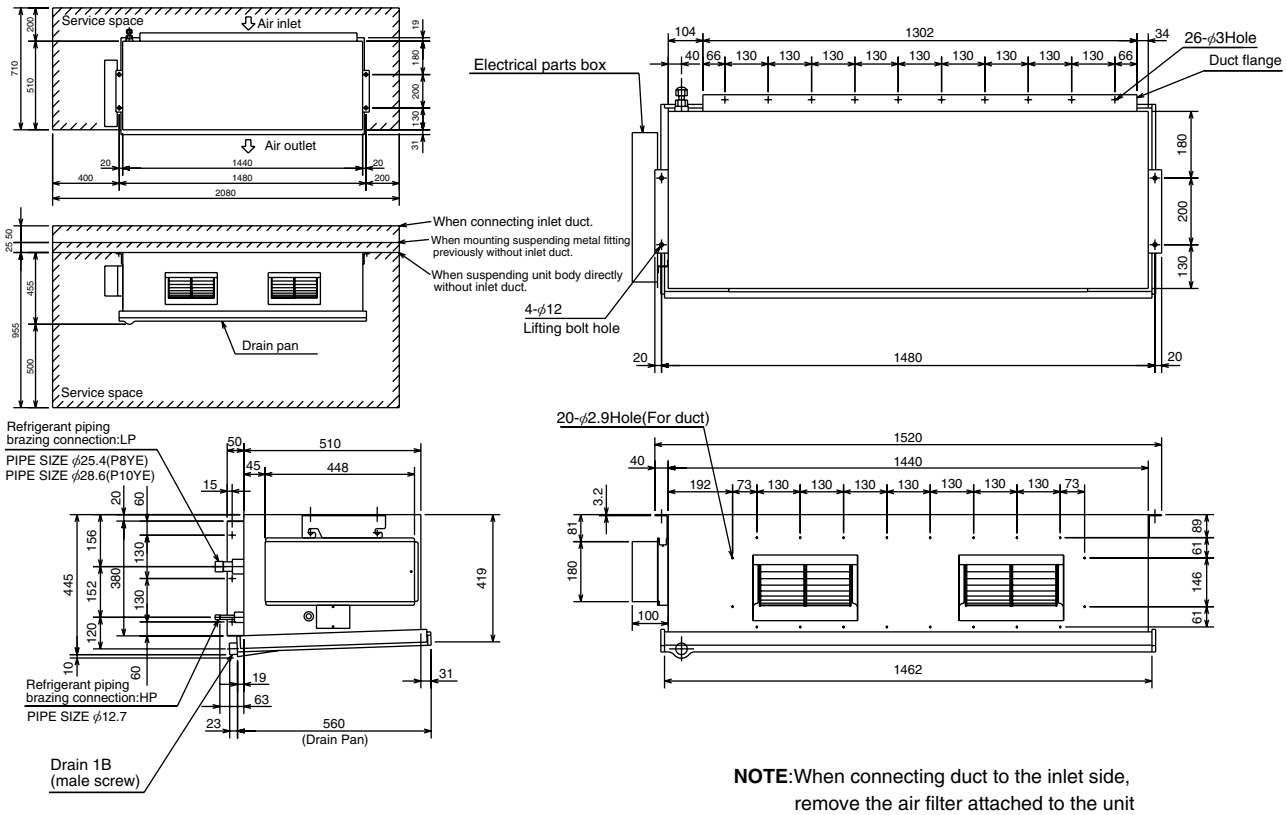

NOTE:When connecting duct to the inlet side, remove the air filter attached to the unit body,and mount an air filter onto the inlet duct side separately.

A.5.5 WIRING DIAGRAM

PEHD-P1.6/P2/P2.5/P3/P4/P5/P6EAH
PEAD-P1.6/P2/P2.5/P3/P4/P5/P6EA

SYMBOL	NAME	SYMBOL	NAME	SYMBOL	NAME
I.B	INDOOR CONTROLLER BOARD	P.B	INDOOR POWER BOARD	C	CAPACITOR(FAN MOTOR)
CN2L	CONNECTOR(LOSSNAY)	F1	FUSE(4A)	MF	FAN MOTOR
CN32	CONNECTOR(REMOTE SWITCH)	ZNR	VARISTOR	TB2	TERMINAL BLOCK(HEATER)
CN41	CONNECTOR(HA TERMINAL-A)			TB4	TERMINAL BLOCK (INDOOR/OUTDOOR CONNECTING LINE)
LED1	POWER SUPPLY(I.B)	HEATER			
LED2	POWER SUPPLY(REMOTE CONTROLLER)	FS1,2	THERMAL FUSE	TH1	ROOM TEMPERATURE THERMISTOR (0℃/15KΩ,25Ω/5.4KΩ DETECT)
LED3	TRANSMISSION(INDOOR·OUTDOOR)	H	HEATER		
SW1	JUMPER WIRE(MODEL SELECTION)	26H	HEATER THERMAL SWITCH	TH2	PIPE TEMPERATURE THERMISTOR/LIQUID (0℃/15KΩ,25Ω/5.4KΩ DETECT)
SW2	JUMPER WIRE(CAPACITY CORD)	88H1,2	HEATER CONTACTOR		
SWE	SWITCH(EMERGENCY OPERATION)			TH5	COND./EVA. TEMPERATURE THERMISTOR (0℃/15KΩ,25Ω/5.4KΩ DETECT)
X4	RELAY(FAN MOTOR)	DRAIN PUMP	(OPTIONAL PARTS)		
X5	RELAY(FAN MOTOR)	DP	DRAIN PUMP		
X6	RELAY(FAN MOTOR)	DS	DRAIN SENSOR		

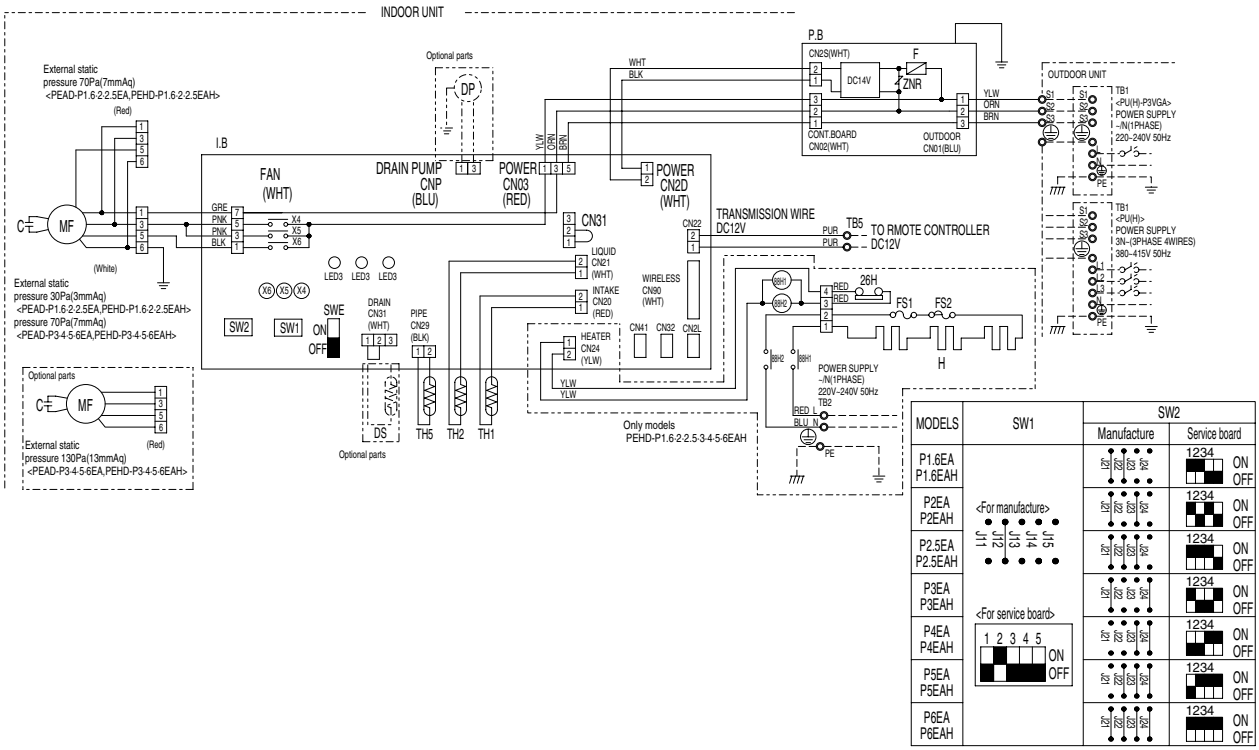

PEH-P8YE, PEH-P10YE

INDOOR UNIT

SYMBOL	NAME	SYMBOL	NAME	SYMBOL	NAME
MF2	FAN MOTOR (WITH INNER THERMOSTAT)	TH2	THERMISTOR (PIPE TEMPERATURE SENSOR 0 ℃/15 kΩ.25 ℃/5.4 kΩ)	SWE	SWITCH (EMERGENCY OPERATION)
51F	OVER CURRENT RELAY (FAN MOTOR)			LED1	POWER SUPPLY(I.B)
52F	MAGNETIC CONTACTOR (FAN MOTOR)	TH5	THERMISTOR (COND/EVA. TEMPERATURE SENSOR 0 ℃/15 kΩ.25℃/5.4 kΩ)	LED2	POWER SUPPLY (REMOTE CONTROLLER)
49F	INNER THERMOSTAT			LED3	TRANSMISSION (INDOOR/OUTDOOR)
TB2	TERMINAL BLOCK (POWER)	P.B	INDOOR POWER BOARD	CN32	CONNECTOR (REMOTE SWITCH)
TB4	TERMINAL BLOCK (INDOOR/OUTDOOR CONNECTING LINE)	F1	FUSE (4A)	CN41	CONNECTOR (HA TERMINAL-A)
		ZNR	VARISTOR	CR	CR COMPOSITE UNIT
TB5	TERMINAL BLOCK (REMOTE CONTROLLER TRANSMISSION LINE)	I.B	INDOOR CONTROLLER BOARD		
		X4-6	RELAY (FAN MOTOR)		
TH1	THERMISTOR (ROOM TEMPERATURE SENSOR 0 ℃/15 kΩ.25 ℃/5.4 kΩ)	SW1	SWITCH (MODEL SELECTION)		
		SW2	SWITCH (CAPACITY CORD)		

OUTDOOR UNIT

SYMBOL	NAME
TB1	TERMINAL BLOCK (POWER)
TB3	TERMINAL BLOCK (INDOOR/OUTDOOR)

REMOTE CONTROLLER

SYMBOL	NAME
R.B	REMOTE CONTROLLER BOARD
TB6	TERMINAL BLOCK (TO INDOOR UNIT)

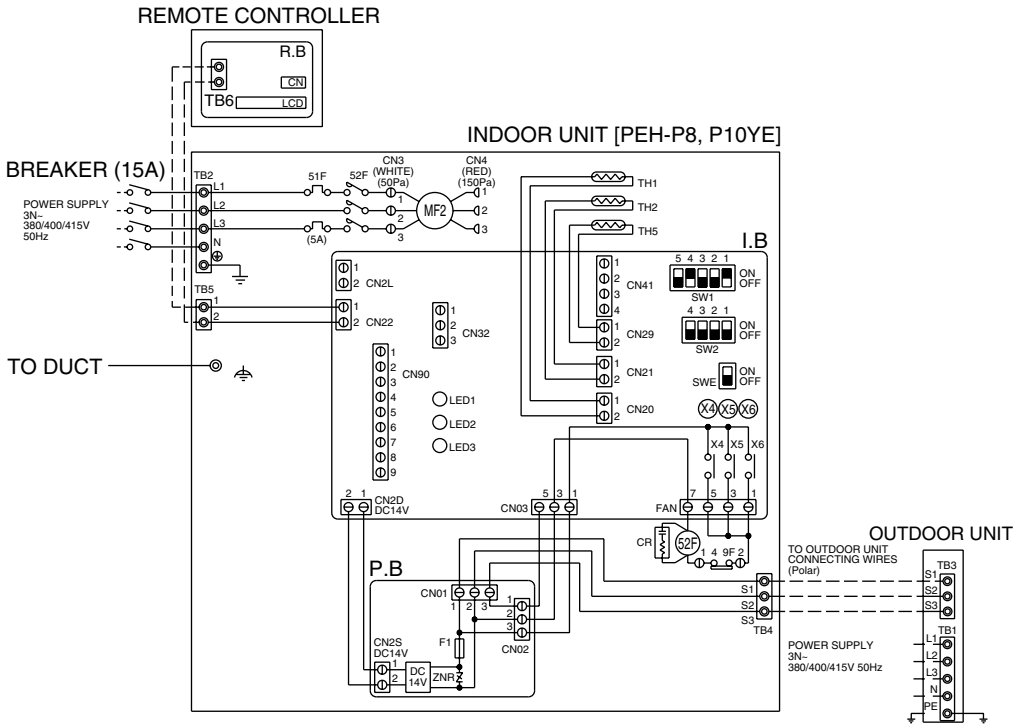

NOTE:

1. Symbols used in circuit diagram above are, ⦶ Connector, ◎:Terminal block.
2. Since the outdoor side electric wiring may change be sure to check the outdoor unit electric wiring for servicing.
3. Indoor and outdoor connecting wires are made with polarities,make wiring matching terminal.
4. Emergency operation
   If a trouble occurs with either the remote controller or the indoor microcomputer and no other trouble exists, emergency operation for cooling or heating can be performed by changing the setting of switch (SWE <I.B>) on the indoor controller board.

A.5.6 REFRIGERANT SYSTEM DIAGRAM

PEHD-P1.6EAH, PEAD-P1.6EA / PUH-P1.6VGAA, PUH-P1.6YGAA
PEHD-P2EAH, PEAD-P2EA / PUH-P2VGAA, PUH-P2YGAA
PEHD-P2.5EAH, PEAD-P2.5EA / PUH-P2.5VGAA, PUH-P2.5YGAA
PEHD-P3EAH, PEAD-P3EA / PUH-P3VGAA, PUH-P3YGAA

INDOOR UNIT **OUTDOOR UNIT**

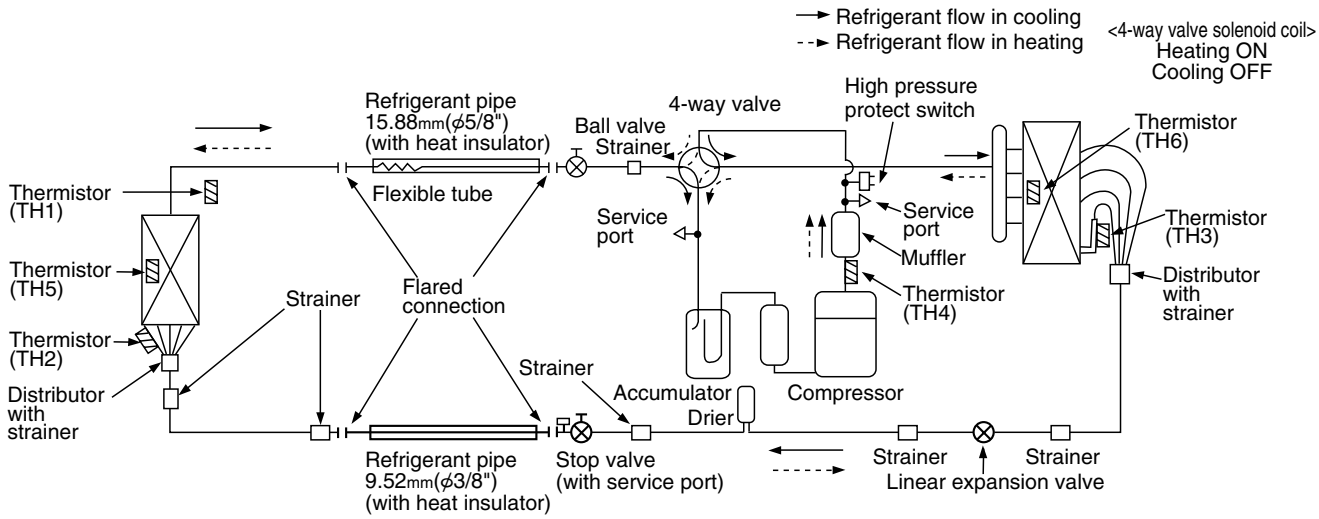

PEHD-P4EAH, PEAD-P4EA / PUH-P4VGAA, PUH-P4YGAA

INDOOR UNIT **OUTDOOR UNIT**

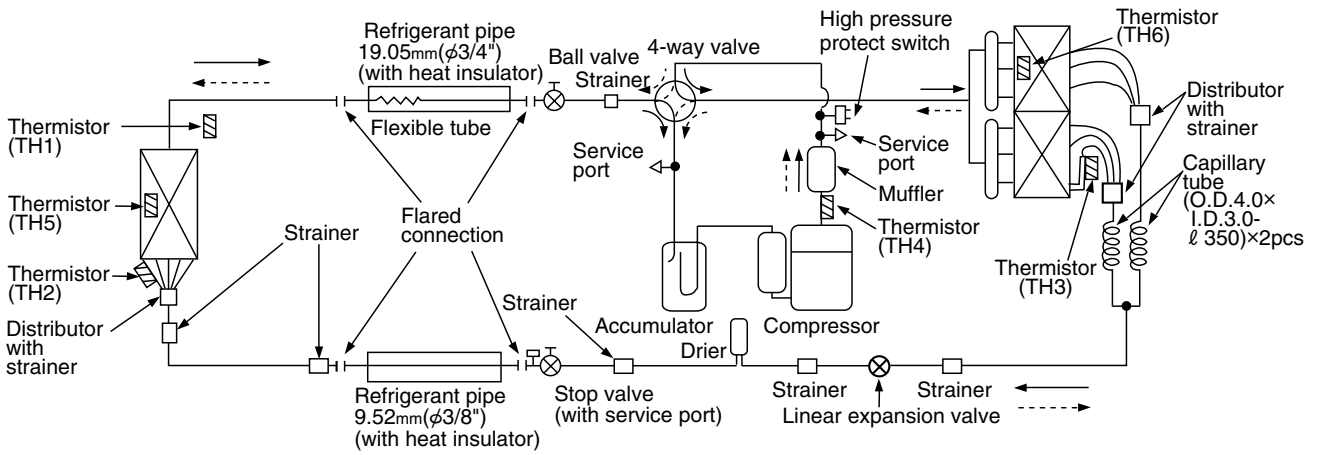

PEHD-P5EAH, PEAD-P5EA / PUH-P5YGAA
PEHD-P6EAH, PEAD-P6EA / PUH-P6YGAA

Unit: mm

INDOOR UNIT **OUTDOOR UNIT**

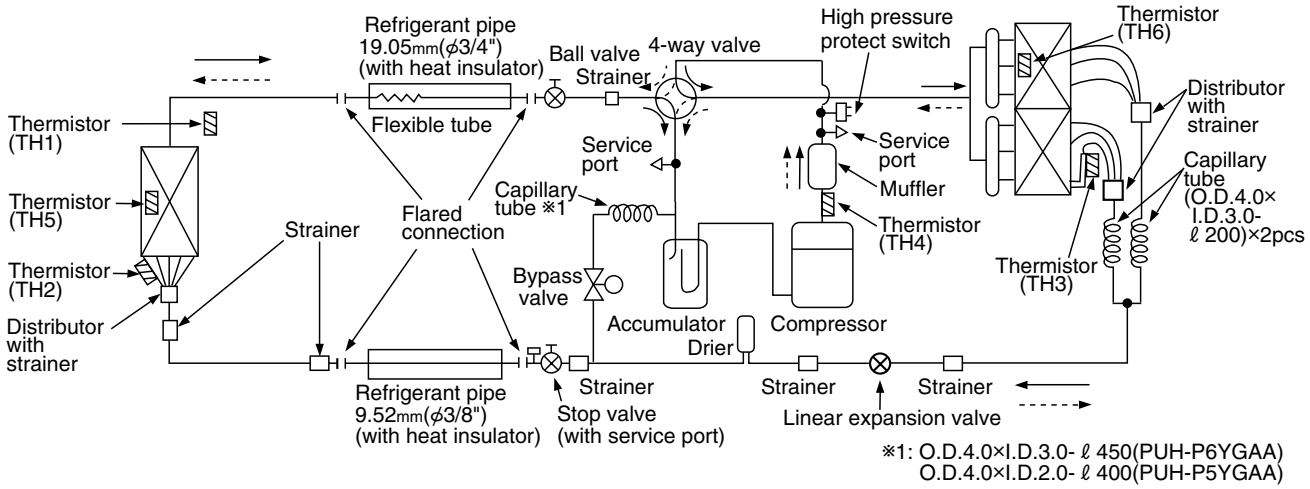

PEAD-P1.6EA / PU-P1.6VGAA, PU-P1.6YGAA
PEAD-P2EA / PU-P2VGAA, PU-P2YGAA
PEAD-P2.5EA / PU-P2.5VGAA, PU-P2.5YGAA
PEAD-P3EA / PU-P3VGAA, PU-P3YGAA

Unit: mm

INDOOR UNIT **OUTDOOR UNIT**

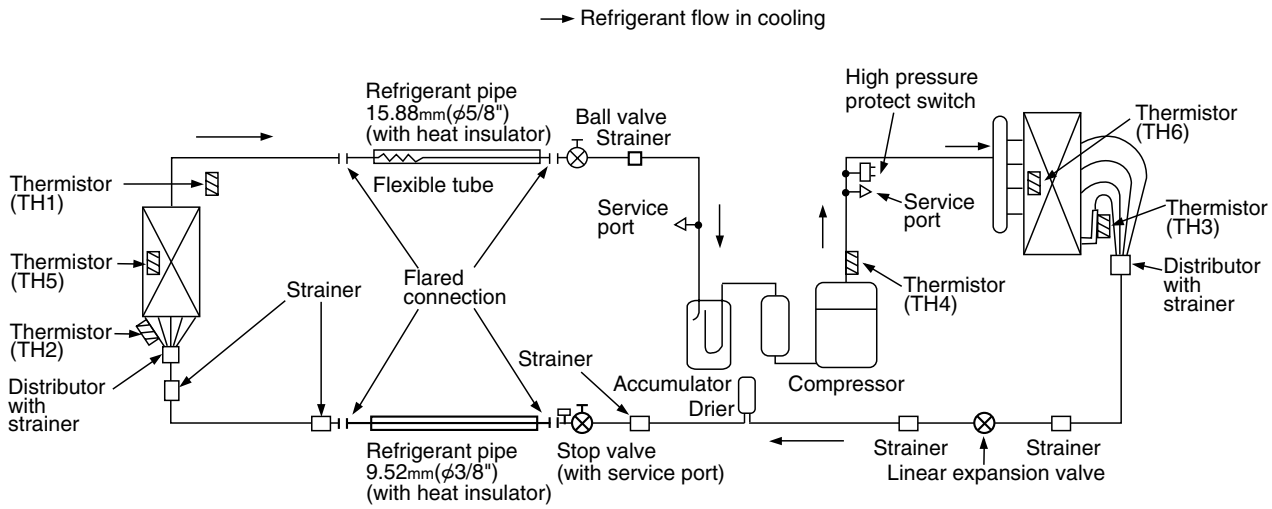

PEAD-P4EA / PU-P4VGAA, PU-P4YGAA

INDOOR UNIT **OUTDOOR UNIT**

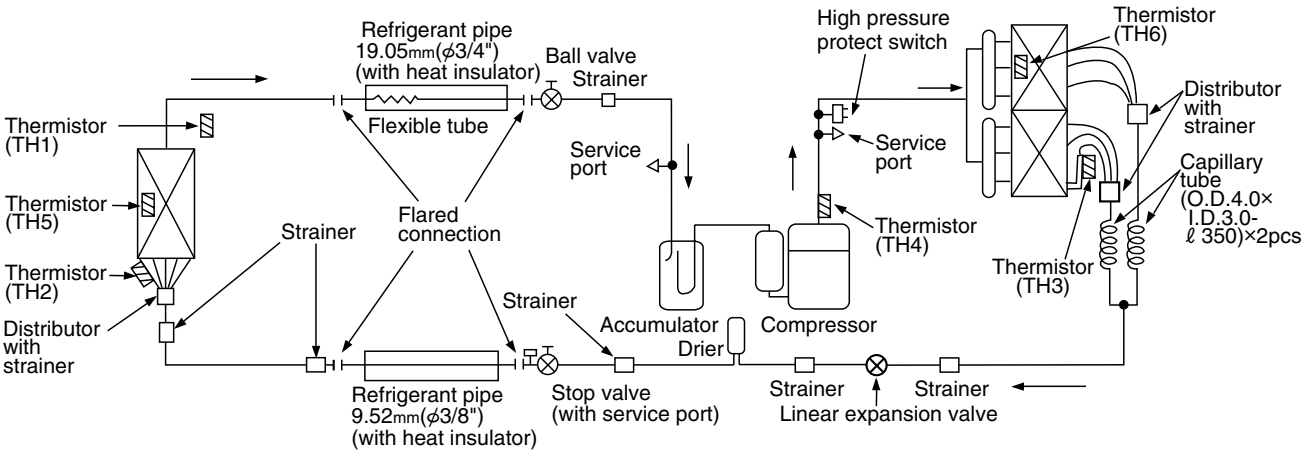

PEAD-P5EA / PU-P5YGAA
PEAD-P6EA / PU-P6YGAA

Unit: mm

INDOOR UNIT **OUTDOOR UNIT**

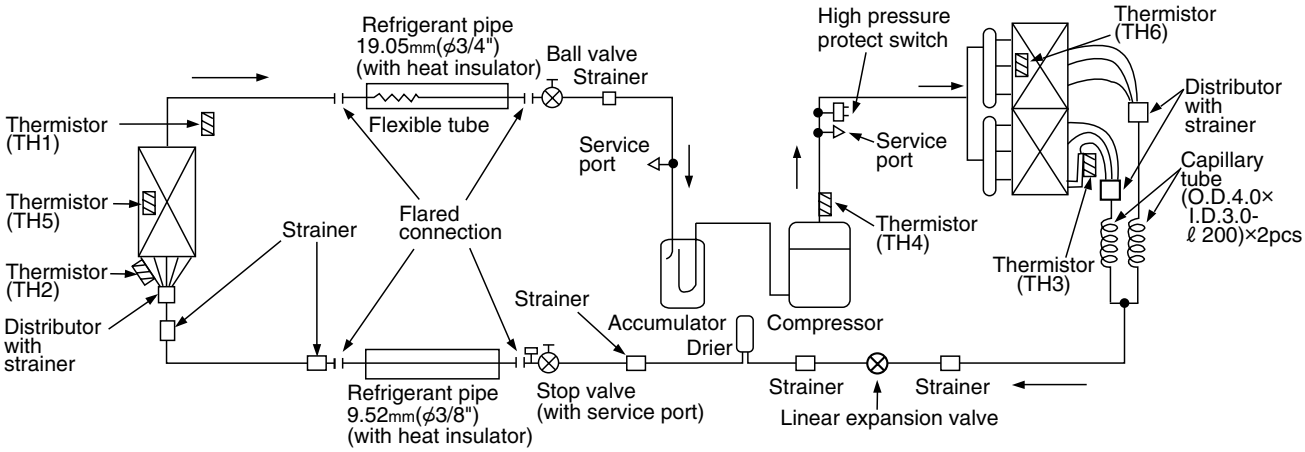

PEH-P8YE / PUH-P8YE
PEH-P10YE / PUH-P10YE

INDOOR UNIT **OUTDOOR UNIT**

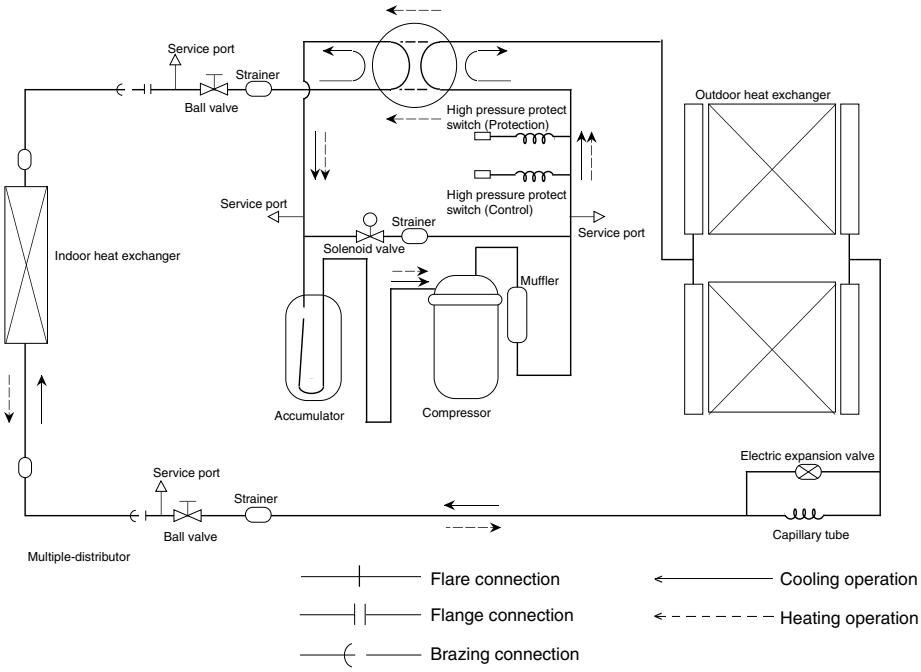

A.5.7 PERFORMANCE DATA

COOLING CAPACITY (240V)

PEHD-P1.6EAH, PEAD-P1.6EA

CAPACITY : 4,500 W INPUT : 1.75 kW SHF : 0.72

Indoor intake air DB (℃)	Indoor intake air WB (℃)	Outdoor intake air DB (℃)											
		20				25				30			
		CA	SHC	SHF	P.C.	CA	SHC	SHF	P.C.	CA	SHC	SHF	P.C.
20	16	4,455	2,762	0.62	1.40	4,320	2,678	0.62	1.48	4,185	2,595	0.62	1.56
20	18	4,770	2,385	0.50	1.43	4,635	2,317	0.50	1.50	4,478	2,239	0.50	1.61
20	20	5,130	1,949	0.38	1.47	5,018	1,907	0.38	1.54	4,883	1,855	0.38	1.64
22	16	4,455	3,118	0.70	1.40	4,320	3,024	0.70	1.48	4,185	2,929	0.70	1.56
22	18	4,770	2,767	0.58	1.43	4,635	2,688	0.58	1.50	4,478	2,597	0.58	1.61
22	20	5,130	2,360	0.46	1.47	5,018	2,308	0.46	1.54	4,883	2,246	0.46	1.64
24	16	4,455	3,475	0.78	1.40	4,320	3,370	0.78	1.48	4,185	3,264	0.78	1.56
24	18	4,770	3,148	0.66	1.43	4,635	3,059	0.66	1.50	4,478	2,955	0.66	1.61
24	20	5,130	2,770	0.54	1.47	5,018	2,709	0.54	1.54	4,883	2,637	0.54	1.64
24	22	5,468	2,341	0.43	1.51	5,355	2,293	0.43	1.51	5,220	2,235	0.43	1.70
26	16	4,455	3,831	0.86	1.40	4,320	3,715	0.86	1.48	4,185	3,599	0.86	1.56
26	18	4,770	3,530	0.74	1.43	4,635	3,430	0.74	1.50	4,478	3,313	0.74	1.61
26	20	5,130	3,181	0.62	1.47	5,018	3,111	0.62	1.54	4,883	3,027	0.62	1.64
26	22	5,468	2,766	0.51	1.51	5,355	2,709	0.51	1.51	5,220	2,641	0.51	1.70
28	16	4,455	4,188	0.94	1.40	4,320	4,061	0.94	1.48	4,185	3,934	0.94	1.56
28	18	4,770	3,911	0.82	1.43	4,635	3,801	0.82	1.50	4,478	3,672	0.82	1.61
28	20	5,130	3,591	0.70	1.47	5,018	3,512	0.70	1.54	4,883	3,418	0.70	1.64
28	22	5,468	3,192	0.58	1.51	5,355	3,126	0.58	1.51	5,220	3,047	0.58	1.70
30	16	4,455	4,455	1.00	1.40	4,320	4,320	1.00	1.48	4,185	4,185	1.00	1.56
30	18	4,770	4,293	0.90	1.43	4,635	4,172	0.90	1.50	4,478	4,030	0.90	1.61
30	20	5,130	4,001	0.78	1.47	5,018	3,914	0.78	1.54	4,883	3,808	0.78	1.64
30	22	5,468	3,617	0.66	1.51	5,355	3,543	0.66	1.51	5,220	3,454	0.66	1.70
32	16	4,455	4,455	1.00	1.40	4,320	4,320	1.00	1.48	4,185	4,185	1.00	1.56
32	18	4,770	4,675	0.98	1.43	4,635	4,542	0.98	1.50	4,478	4,388	0.98	1.61
32	20	5,130	4,412	0.86	1.47	5,018	4,315	0.86	1.54	4,883	4,199	0.86	1.64
32	22	5,468	4,043	0.74	1.51	5,355	3,960	0.74	1.51	5,220	3,860	0.74	1.70
34	16	4,455	4,455	1.00	1.40	4,320	4,320	1.00	1.48	4,185	4,185	1.00	1.56
34	18	4,770	4,770	1.00	1.43	4,635	4,635	1.00	1.50	4,478	4,478	1.00	1.61
34	20	5,130	4,822	0.94	1.47	5,018	4,716	0.94	1.54	4,883	4,590	0.94	1.64
34	22	5,468	4,469	0.82	1.51	5,355	4,377	0.82	1.51	5,220	4,266	0.82	1.70

NOTE: CA: Capacity (W) SHC: Sensible heat capacity (W)
P.C.: Power consumption (kW) SHF: Sensible heat factor

COOLING CAPACITY (240V)

PEHD-P1.6EAH, PEAD-P1.6EA

CAPACITY : 4,500 W INPUT : 1.75 kW SHF : 0.72

Indoor intake air DB (℃)	Indoor intake air WB (℃)	Outdoor intake air DB (℃)											
		35				40				45			
		CA	SHC	SHF	P.C.	CA	SHC	SHF	P.C.	CA	SHC	SHF	P.C.
20	16	4,005	2,483	0.62	1.68	3,825	2,371	0.62	1.80	3,645	2,260	0.62	1.95
20	18	4,320	2,160	0.50	1.72	4,185	2,092	0.50	1.86	3,915	1,957	0.50	2.00
20	20	4,680	1,778	0.38	1.77	4,500	1,710	0.38	1.89	4,230	1,607	0.38	2.03
22	16	4,005	2,803	0.70	1.68	3,825	2,677	0.70	1.80	3,645	2,551	0.70	1.95
22	18	4,320	2,506	0.58	1.72	4,185	2,427	0.58	1.86	3,915	2,271	0.58	2.00
22	20	4,680	2,153	0.46	1.77	4,500	2,070	0.46	1.89	4,230	1,946	0.46	2.03
24	16	4,005	3,124	0.78	1.68	3,825	2,983	0.78	1.80	3,645	2,843	0.78	1.95
24	18	4,320	2,851	0.66	1.72	4,185	2,762	0.66	1.86	3,915	2,584	0.66	2.00
24	20	4,680	2,527	0.54	1.77	4,500	2,430	0.54	1.89	4,230	2,284	0.54	2.03
24	22	5,040	2,158	0.43	1.80	4,860	2,081	0.43	1.94	4,590	1,965	0.43	2.06
26	16	4,005	3,444	0.86	1.68	3,825	3,289	0.86	1.80	3,645	3,135	0.86	1.95
26	18	4,320	3,197	0.74	1.72	4,185	3,097	0.74	1.86	3,915	2,897	0.74	2.00
26	20	4,680	2,902	0.62	1.77	4,500	2,790	0.62	1.89	4,230	2,623	0.62	2.03
26	22	5,040	2,550	0.51	1.80	4,860	2,459	0.51	1.94	4,590	2,322	0.51	2.06
28	16	4,005	3,765	0.94	1.68	3,825	3,596	0.94	1.80	3,645	3,426	0.94	1.95
28	18	4,320	3,542	0.82	1.72	4,185	3,432	0.82	1.86	3,915	3,210	0.82	2.00
28	20	4,680	3,276	0.70	1.77	4,500	3,150	0.70	1.89	4,230	2,961	0.70	2.03
28	22	5,040	2,942	0.58	1.80	4,860	2,837	0.58	1.94	4,590	2,680	0.58	2.06
30	16	4,005	4,005	1.00	1.68	3,825	3,825	1.00	1.80	3,645	3,645	1.00	1.95
30	18	4,320	3,888	0.90	1.72	4,185	3,767	0.90	1.86	3,915	3,524	0.90	2.00
30	20	4,680	3,650	0.78	1.77	4,500	3,510	0.78	1.89	4,230	3,299	0.78	2.03
30	22	5,040	3,335	0.66	1.80	4,860	3,215	0.66	1.94	4,590	3,037	0.66	2.06
32	16	4,005	4,005	1.00	1.68	3,825	3,825	1.00	1.80	3,645	3,645	1.00	1.95
32	18	4,320	4,234	0.98	1.72	4,185	4,101	0.98	1.86	3,915	3,837	0.98	2.00
32	20	4,680	4,025	0.86	1.77	4,500	3,870	0.86	1.89	4,230	3,638	0.86	2.03
32	22	5,040	3,727	0.74	1.80	4,860	3,594	0.74	1.94	4,590	3,394	0.74	2.06
34	16	4,005	4,005	1.00	1.68	3,825	3,825	1.00	1.80	3,645	3,645	1.00	1.95
34	18	4,320	4,320	1.00	1.72	4,185	4,185	1.00	1.86	3,915	3,915	1.00	2.00
34	20	4,680	4,399	0.94	1.77	4,500	4,230	0.94	1.89	4,230	3,976	0.94	2.03
34	22	5,040	4,119	0.82	1.80	4,860	3,972	0.82	1.94	4,590	3,751	0.82	2.06

NOTE: CA: Capacity (W) SHC: Sensible heat capacity (W)
P.C.: Power consumption (kW) SHF: Sensible heat factor

COOLING CAPACITY (240V)

PEHD-P2EAH, PEAD-P2EA

CAPACITY : 5,550 W INPUT : 2.44 kW SHF : 0.74

Indoor intake air DB (℃)	Indoor intake air WB (℃)	Outdoor intake air DB (℃)											
		20				25				30			
		CA	SHC	SHF	P.C.	CA	SHC	SHF	P.C.	CA	SHC	SHF	P.C.
20	16	5,495	3,501	0.64	1.95	5,328	3,395	0.64	2.06	5,162	3,289	0.64	2.18
20	18	5,883	3,023	0.51	1.99	5,717	2,938	0.51	2.10	5,522	2,838	0.51	2.24
20	20	6,327	2,471	0.39	2.05	6,188	2,417	0.39	2.15	6,022	2,352	0.39	2.29
22	16	5,495	3,953	0.72	1.95	5,328	3,833	0.72	2.06	5,162	3,713	0.72	2.18
22	18	5,883	3,507	0.60	1.99	5,717	3,408	0.60	2.10	5,522	3,292	0.60	2.24
22	20	6,327	2,991	0.47	2.05	6,188	2,926	0.47	2.15	6,022	2,847	0.47	2.29
24	16	5,495	4,405	0.80	1.95	5,328	4,271	0.80	2.06	5,162	4,138	0.80	2.18
24	18	5,883	3,991	0.68	1.99	5,717	3,878	0.68	2.10	5,522	3,746	0.68	2.24
24	20	6,327	3,511	0.56	2.05	6,188	3,434	0.56	2.15	6,022	3,342	0.56	2.29
24	22	6,743	2,967	0.44	2.10	6,605	2,906	0.44	2.10	6,438	2,833	0.44	2.36
26	16	5,495	4,857	0.88	1.95	5,328	4,709	0.88	2.06	5,162	4,562	0.88	2.18
26	18	5,883	4,474	0.76	1.99	5,717	4,348	0.76	2.10	5,522	4,200	0.76	2.24
26	20	6,327	4,032	0.64	2.05	6,188	3,943	0.64	2.15	6,022	3,837	0.64	2.29
26	22	6,743	3,506	0.52	2.10	6,605	3,434	0.52	2.10	6,438	3,348	0.52	2.36
28	16	5,495	5,308	0.97	1.95	5,328	5,147	0.97	2.06	5,162	4,987	0.97	2.18
28	18	5,883	4,958	0.84	1.99	5,717	4,818	0.84	2.10	5,522	4,654	0.84	2.24
28	20	6,327	4,552	0.72	2.05	6,188	4,452	0.72	2.15	6,022	4,332	0.72	2.29
28	22	6,743	4,046	0.60	2.10	6,605	3,963	0.60	2.10	6,438	3,863	0.60	2.36
30	16	5,495	5,495	1.00	1.95	5,328	5,328	1.00	2.06	5,162	5,162	1.00	2.18
30	18	5,883	5,442	0.93	1.99	5,717	5,288	0.93	2.10	5,522	5,108	0.93	2.24
30	20	6,327	5,072	0.80	2.05	6,188	4,961	0.80	2.15	6,022	4,827	0.80	2.29
30	22	6,743	4,585	0.68	2.10	6,605	4,491	0.68	2.10	6,438	4,378	0.68	2.36
32	16	5,495	5,495	1.00	1.95	5,328	5,328	1.00	2.06	5,162	5,162	1.00	2.18
32	18	5,883	5,883	1.00	1.99	5,717	5,717	1.00	2.10	5,522	5,522	1.00	2.24
32	20	6,327	5,592	0.88	2.05	6,188	5,470	0.88	2.15	6,022	5,323	0.88	2.29
32	22	6,743	5,125	0.76	2.10	6,605	5,019	0.76	2.10	6,438	4,893	0.76	2.36
34	16	5,495	5,495	1.00	1.95	5,328	5,328	1.00	2.06	5,162	5,162	1.00	2.18
34	18	5,883	5,883	1.00	1.99	5,717	5,717	1.00	2.10	5,522	5,522	1.00	2.24
34	20	6,327	6,113	0.97	2.05	6,188	5,979	0.97	2.15	6,022	5,818	0.97	2.29
34	22	6,743	5,664	0.84	2.10	6,605	5,548	0.84	2.10	6,438	5,408	0.84	2.36

NOTE: CA: Capacity (W) SHC: Sensible heat capacity (W)
P.C.: Power consumption (kW) SHF: Sensible heat factor

COOLING CAPACITY (240V)

PEHD-P2EAH, PEAD-P2EA

CAPACITY : 5,550 W INPUT : 2.44 kW SHF : 0.74

Indoor intake air DB (℃)	Indoor intake air WB (℃)	Outdoor intake air DB (℃)											
		35				40				45			
		CA	SHC	SHF	P.C.	CA	SHC	SHF	P.C.	CA	SHC	SHF	P.C.
20	16	4,940	3,148	0.64	2.34	4,718	3,006	0.64	2.51	4,496	2,865	0.64	2.72
20	18	5,328	2,738	0.51	2.40	5,162	2,652	0.51	2.59	4,829	2,481	0.51	2.78
20	20	5,772	2,254	0.39	2.46	5,550	2,168	0.39	2.64	5,217	2,038	0.39	2.83
22	16	4,940	3,554	0.72	2.34	4,718	3,394	0.72	2.51	4,496	3,234	0.72	2.72
22	18	5,328	3,176	0.60	2.40	5,162	3,077	0.60	2.59	4,829	2,878	0.60	2.78
22	20	5,772	2,729	0.47	2.46	5,550	2,624	0.47	2.64	5,217	2,466	0.47	2.83
24	16	4,940	3,960	0.80	2.34	4,718	3,782	0.80	2.51	4,496	3,604	0.80	2.72
24	18	5,328	3,614	0.68	2.40	5,162	3,501	0.68	2.59	4,829	3,275	0.68	2.78
24	20	5,772	3,203	0.56	2.46	5,550	3,080	0.56	2.64	5,217	2,895	0.56	2.83
24	22	6,216	2,735	0.44	2.52	5,994	2,637	0.44	2.71	5,661	2,491	0.44	2.88
26	16	4,940	4,366	0.88	2.34	4,718	4,170	0.88	2.51	4,496	3,974	0.88	2.72
26	18	5,328	4,052	0.76	2.40	5,162	3,926	0.76	2.59	4,829	3,672	0.76	2.78
26	20	5,772	3,678	0.64	2.46	5,550	3,537	0.64	2.64	5,217	3,324	0.64	2.83
26	22	6,216	3,232	0.52	2.52	5,994	3,117	0.52	2.71	5,661	2,944	0.52	2.88
28	16	4,940	4,772	0.97	2.34	4,718	4,558	0.97	2.51	4,496	4,343	0.97	2.72
28	18	5,328	4,490	0.84	2.40	5,162	4,350	0.84	2.59	4,829	4,069	0.84	2.78
28	20	5,772	4,153	0.72	2.46	5,550	3,993	0.72	2.64	5,217	3,753	0.72	2.83
28	22	6,216	3,730	0.60	2.52	5,994	3,596	0.60	2.71	5,661	3,397	0.60	2.88
30	16	4,940	4,940	1.00	2.34	4,718	4,718	1.00	2.51	4,496	4,496	1.00	2.72
30	18	5,328	4,928	0.93	2.40	5,162	4,774	0.93	2.59	4,829	4,466	0.93	2.78
30	20	5,772	4,627	0.80	2.46	5,550	4,449	0.80	2.64	5,217	4,182	0.80	2.83
30	22	6,216	4,227	0.68	2.52	5,994	4,076	0.68	2.71	5,661	3,849	0.68	2.88
32	16	4,940	4,940	1.00	2.34	4,718	4,718	1.00	2.51	4,496	4,496	1.00	2.72
32	18	5,328	5,328	1.00	2.40	5,162	5,162	1.00	2.59	4,829	4,829	1.00	2.78
32	20	5,772	5,102	0.88	2.46	5,550	4,906	0.88	2.64	5,217	4,611	0.88	2.83
32	22	6,216	4,724	0.76	2.52	5,994	4,555	0.76	2.71	5,661	4,302	0.76	2.88
34	16	4,940	4,940	1.00	2.34	4,718	4,718	1.00	2.51	4,496	4,496	1.00	2.72
34	18	5,328	5,328	1.00	2.40	5,162	5,162	1.00	2.59	4,829	4,829	1.00	2.78
34	20	5,772	5,576	0.97	2.46	5,550	5,362	0.97	2.64	5,217	5,040	0.97	2.83
34	22	6,216	5,221	0.84	2.52	5,994	5,035	0.84	2.71	5,661	4,755	0.84	2.88

NOTE: CA: Capacity (W) SHC: Sensible heat capacity (W)
P.C.: Power consumption (kW) SHF: Sensible heat factor

COOLING CAPACITY (240V)

PEHD-P2.5EAH, PEAD-2.5EA

CAPACITY : 6,700 W INPUT : 2.68 kW SHF : 0.71

Indoor intake air DB (℃)	Indoor intake air WB (℃)	Outdoor intake air DB (℃)											
		20				25				30			
		CA	SHC	SHF	P.C.	CA	SHC	SHF	P.C.	CA	SHC	SHF	P.C.
20	16	6,633	4,055	0.61	2.14	6,432	3,932	0.61	2.26	6,231	3,810	0.61	2.40
20	18	7,102	3,502	0.49	2.19	6,901	3,403	0.49	2.30	6,667	3,287	0.49	2.46
20	20	7,638	2,862	0.37	2.25	7,471	2,799	0.37	2.36	7,270	2,724	0.37	2.52
22	16	6,633	4,579	0.69	2.14	6,432	4,440	0.69	2.26	6,231	4,301	0.69	2.40
22	18	7,102	4,062	0.57	2.19	6,901	3,947	0.57	2.30	6,667	3,813	0.57	2.46
22	20	7,638	3,465	0.45	2.25	7,471	3,389	0.45	2.36	7,270	3,297	0.45	2.52
24	16	6,633	5,102	0.77	2.14	6,432	4,947	0.77	2.26	6,231	4,793	0.77	2.40
24	18	7,102	4,622	0.65	2.19	6,901	4,491	0.65	2.30	6,667	4,339	0.65	2.46
24	20	7,638	4,067	0.53	2.25	7,471	3,978	0.53	2.36	7,270	3,871	0.53	2.52
24	22	8,141	3,437	0.42	2.31	7,973	3,366	0.42	2.31	7,772	3,281	0.42	2.60
26	16	6,633	5,625	0.85	2.14	6,432	5,455	0.85	2.26	6,231	5,284	0.85	2.40
26	18	7,102	5,182	0.73	2.19	6,901	5,036	0.73	2.30	6,667	4,865	0.73	2.46
26	20	7,638	4,670	0.61	2.25	7,471	4,567	0.61	2.36	7,270	4,444	0.61	2.52
26	22	8,141	4,061	0.50	2.31	7,973	3,978	0.50	2.31	7,772	3,878	0.50	2.60
28	16	6,633	6,148	0.93	2.14	6,432	5,962	0.93	2.26	6,231	5,776	0.93	2.40
28	18	7,102	5,743	0.81	2.19	6,901	5,580	0.81	2.30	6,667	5,391	0.81	2.46
28	20	7,638	5,272	0.69	2.25	7,471	5,157	0.69	2.36	7,270	5,018	0.69	2.52
28	22	8,141	4,686	0.58	2.31	7,973	4,590	0.58	2.31	7,772	4,474	0.58	2.60
30	16	6,633	6,633	1.00	2.14	6,432	6,432	1.00	2.26	6,231	6,231	1.00	2.40
30	18	7,102	6,303	0.89	2.19	6,901	6,125	0.89	2.30	6,667	5,917	0.89	2.46
30	20	7,638	5,875	0.77	2.25	7,471	5,746	0.77	2.36	7,270	5,591	0.77	2.52
30	22	8,141	5,311	0.65	2.31	7,973	5,202	0.65	2.31	7,772	5,071	0.65	2.60
32	16	6,633	6,633	1.00	2.14	6,432	6,432	1.00	2.26	6,231	6,231	1.00	2.40
32	18	7,102	6,863	0.97	2.19	6,901	6,669	0.97	2.30	6,667	6,442	0.97	2.46
32	20	7,638	6,477	0.85	2.25	7,471	6,335	0.85	2.36	7,270	6,165	0.85	2.52
32	22	8,141	5,936	0.73	2.31	7,973	5,814	0.73	2.31	7,772	5,667	0.73	2.60
34	16	6,633	6,633	1.00	2.14	6,432	6,432	1.00	2.26	6,231	6,231	1.00	2.40
34	18	7,102	7,102	1.00	2.19	6,901	6,901	1.00	2.30	6,667	6,667	1.00	2.46
34	20	7,638	7,080	0.93	2.25	7,471	6,925	0.93	2.36	7,270	6,738	0.93	2.52
34	22	8,141	6,561	0.81	2.31	7,973	6,426	0.81	2.31	7,772	6,264	0.81	2.60

NOTE: CA: Capacity (W) SHC: Sensible heat capacity (W)
P.C.: Power consumption (kW) SHF: Sensible heat factor

COOLING CAPACITY (240V)

PEHD-P2.5EAH, PEAD-P2.5EA

CAPACITY : 6,700 W INPUT : 2.68 kW SHF : 0.71

Indoor intake air DB (℃)	Indoor intake air WB (℃)	Outdoor intake air DB (℃)											
		35				40				45			
		CA	SHC	SHF	P.C.	CA	SHC	SHF	P.C.	CA	SHC	SHF	P.C.
20	16	5,963	3,646	0.61	2.57	5,695	3,482	0.61	2.76	5,427	3,318	0.61	2.99
20	18	6,432	3,171	0.49	2.64	6,231	3,072	0.49	2.84	5,829	2,874	0.49	3.06
20	20	6,968	2,611	0.37	2.70	6,700	2,511	0.37	2.90	6,298	2,360	0.37	3.11
22	16	5,963	4,116	0.69	2.57	5,695	3,931	0.69	2.76	5,427	3,746	0.69	2.99
22	18	6,432	3,679	0.57	2.64	6,231	3,564	0.57	2.84	5,829	3,334	0.57	3.06
22	20	6,968	3,161	0.45	2.70	6,700	3,039	0.45	2.90	6,298	2,857	0.45	3.11
24	16	5,963	4,587	0.77	2.57	5,695	4,380	0.77	2.76	5,427	4,174	0.77	2.99
24	18	6,432	4,186	0.65	2.64	6,231	4,055	0.65	2.84	5,829	3,794	0.65	3.06
24	20	6,968	3,710	0.53	2.70	6,700	3,568	0.53	2.90	6,298	3,354	0.53	3.11
24	22	7,504	3,168	0.42	2.76	7,236	3,055	0.42	2.98	6,834	2,885	0.42	3.16
26	16	5,963	5,057	0.85	2.57	5,695	4,830	0.85	2.76	5,427	4,602	0.85	2.99
26	18	6,432	4,694	0.73	2.64	6,231	4,547	0.73	2.84	5,829	4,254	0.73	3.06
26	20	6,968	4,260	0.61	2.70	6,700	4,096	0.61	2.90	6,298	3,851	0.61	3.11
26	22	7,504	3,744	0.50	2.76	7,236	3,610	0.50	2.98	6,834	3,410	0.50	3.16
28	16	5,963	5,527	0.93	2.57	5,695	5,279	0.93	2.76	5,427	5,031	0.93	2.99
28	18	6,432	5,201	0.81	2.64	6,231	5,038	0.81	2.84	5,829	4,713	0.81	3.06
28	20	6,968	4,810	0.69	2.70	6,700	4,625	0.69	2.90	6,298	4,347	0.69	3.11
28	22	7,504	4,320	0.58	2.76	7,236	4,166	0.58	2.98	6,834	3,934	0.58	3.16
30	16	5,963	5,963	1.00	2.57	5,695	5,695	1.00	2.76	5,427	5,427	1.00	2.99
30	18	6,432	5,708	0.89	2.64	6,231	5,530	0.89	2.84	5,829	5,173	0.89	3.06
30	20	6,968	5,360	0.77	2.70	6,700	5,153	0.77	2.90	6,298	4,844	0.77	3.11
30	22	7,504	4,896	0.65	2.76	7,236	4,721	0.65	2.98	6,834	4,459	0.65	3.16
32	16	5,963	5,963	1.00	2.57	5,695	5,695	1.00	2.76	5,427	5,427	1.00	2.99
32	18	6,432	6,216	0.97	2.64	6,231	6,022	0.97	2.84	5,829	5,633	0.97	3.06
32	20	6,968	5,909	0.85	2.70	6,700	5,682	0.85	2.90	6,298	5,341	0.85	3.11
32	22	7,504	5,472	0.73	2.76	7,236	5,276	0.73	2.98	6,834	4,983	0.73	3.16
34	16	5,963	5,963	1.00	2.57	5,695	5,695	1.00	2.76	5,427	5,427	1.00	2.99
34	18	6,432	6,432	1.00	2.64	6,231	6,231	1.00	2.84	5,829	5,829	1.00	3.06
34	20	6,968	6,459	0.93	2.70	6,700	6,211	0.93	2.90	6,298	5,838	0.93	3.11
34	22	7,504	6,048	0.81	2.76	7,236	5,832	0.81	2.98	6,834	5,508	0.81	3.16

NOTE: CA: Capacity (W) SHC: Sensible heat capacity (W)
P.C.: Power consumption (kW) SHF: Sensible heat factor

COOLING CAPACITY (240V)

PEHD-P3EAH, PEAD-P3EA

CAPACITY : 7,700 W INPUT : 3.41 kW SHF : 0.78

Indoor intake air DB (℃)	Indoor intake air WB (℃)	Outdoor intake air DB (℃)											
		20				25				30			
		CA	SHC	SHF	P.C.	CA	SHC	SHF	P.C.	CA	SHC	SHF	P.C.
20	16	7,623	5,120	0.67	2.72	7,392	4,965	0.67	2.88	7,161	4,810	0.67	3.05
20	18	8,162	4,421	0.54	2.78	7,931	4,296	0.54	2.93	7,662	4,150	0.54	3.14
20	20	8,778	3,614	0.41	2.86	8,586	3,534	0.41	3.00	8,355	3,439	0.41	3.20
22	16	7,623	5,781	0.76	2.72	7,392	5,606	0.76	2.88	7,161	5,430	0.76	3.05
22	18	8,162	5,128	0.63	2.78	7,931	4,983	0.63	2.93	7,662	4,814	0.63	3.14
22	20	8,778	4,374	0.50	2.86	8,586	4,278	0.50	3.00	8,355	4,163	0.50	3.20
24	16	7,623	6,441	0.84	2.72	7,392	6,246	0.84	2.88	7,161	6,051	0.84	3.05
24	18	8,162	5,836	0.71	2.78	7,931	5,671	0.71	2.93	7,662	5,478	0.71	3.14
24	20	8,778	5,135	0.59	2.86	8,586	5,023	0.59	3.00	8,355	4,887	0.59	3.20
24	22	9,356	4,339	0.46	2.93	9,163	4,250	0.46	2.93	8,932	4,143	0.46	3.30
26	16	7,623	7,102	0.93	2.72	7,392	6,887	0.93	2.88	7,161	6,672	0.93	3.05
26	18	8,162	6,543	0.80	2.78	7,931	6,358	0.80	2.93	7,662	6,142	0.80	3.14
26	20	8,778	5,896	0.67	2.86	8,586	5,767	0.67	3.00	8,355	5,611	0.67	3.20
26	22	9,356	5,128	0.55	2.93	9,163	5,022	0.55	2.93	8,932	4,896	0.55	3.30
28	16	7,623	7,623	1.00	2.72	7,392	7,392	1.00	2.88	7,161	7,161	1.00	3.05
28	18	8,162	7,251	0.89	2.78	7,931	7,045	0.89	2.93	7,662	6,806	0.89	3.14
28	20	8,778	6,657	0.76	2.86	8,586	6,511	0.76	3.00	8,355	6,335	0.76	3.20
28	22	9,356	5,917	0.63	2.93	9,163	5,795	0.63	2.93	8,932	5,649	0.63	3.30
30	16	7,623	7,623	1.00	2.72	7,392	7,392	1.00	2.88	7,161	7,161	1.00	3.05
30	18	8,162	7,958	0.98	2.78	7,931	7,733	0.98	2.93	7,662	7,470	0.98	3.14
30	20	8,778	7,417	0.84	2.86	8,586	7,255	0.84	3.00	8,355	7,060	0.84	3.20
30	22	9,356	6,705	0.72	2.93	9,163	6,568	0.72	2.93	8,932	6,402	0.72	3.30
32	16	7,623	7,623	1.00	2.72	7,392	7,392	1.00	2.88	7,161	7,161	1.00	3.05
32	18	8,162	8,162	1.00	2.78	7,931	7,931	1.00	2.93	7,662	7,662	1.00	3.14
32	20	8,778	8,178	0.93	2.86	8,586	7,999	0.93	3.00	8,355	7,784	0.93	3.20
32	22	9,356	7,494	0.80	2.93	9,163	7,340	0.80	2.93	8,932	7,155	0.80	3.30
34	16	7,623	7,623	1.00	2.72	7,392	7,392	1.00	2.88	7,161	7,161	1.00	3.05
34	18	8,162	8,162	1.00	2.78	7,931	7,931	1.00	2.93	7,662	7,662	1.00	3.14
34	20	8,778	8,778	1.00	2.86	8,586	8,586	1.00	3.00	8,355	8,355	1.00	3.20
34	22	9,356	8,283	0.89	2.93	9,163	8,113	0.89	2.93	8,932	7,908	0.89	3.30

NOTE: CA: Capacity (W) SHC: Sensible heat capacity (W)
P.C.: Power consumption (kW) SHF: Sensible heat factor

COOLING CAPACITY (240V)

PEHD-P3EAH, PEAD-P3EA

CAPACITY : 7,700 W INPUT : 3.41 kW SHF : 0.78

Indoor intake air DB (℃)	Indoor intake air WB (℃)	Outdoor intake air DB (℃)											
		35				40				45			
		CA	SHC	SHF	P.C.	CA	SHC	SHF	P.C.	CA	SHC	SHF	P.C.
20	16	6,853	4,603	0.67	3.27	6,545	4,396	0.67	3.51	6,237	4,189	0.67	3.80
20	18	7,392	4,004	0.54	3.36	7,161	3,879	0.54	3.62	6,699	3,629	0.54	3.89
20	20	8,008	3,297	0.41	3.44	7,700	3,170	0.41	3.68	7,238	2,980	0.41	3.96
22	16	6,853	5,197	0.76	3.27	6,545	4,963	0.76	3.51	6,237	4,730	0.76	3.80
22	18	7,392	4,645	0.63	3.36	7,161	4,499	0.63	3.62	6,699	4,209	0.63	3.89
22	20	8,008	3,991	0.50	3.44	7,700	3,837	0.50	3.68	7,238	3,607	0.50	3.96
24	16	6,853	5,791	0.84	3.27	6,545	5,531	0.84	3.51	6,237	5,270	0.84	3.80
24	18	7,392	5,285	0.71	3.36	7,161	5,120	0.71	3.62	6,699	4,790	0.71	3.89
24	20	8,008	4,685	0.59	3.44	7,700	4,505	0.59	3.68	7,238	4,234	0.59	3.96
24	22	8,624	4,000	0.46	3.52	8,316	3,857	0.46	3.79	7,854	3,643	0.46	4.02
26	16	6,853	6,385	0.93	3.27	6,545	6,098	0.93	3.51	6,237	5,811	0.93	3.80
26	18	7,392	5,926	0.80	3.36	7,161	5,741	0.80	3.62	6,699	5,370	0.80	3.89
26	20	8,008	5,379	0.67	3.44	7,700	5,172	0.67	3.68	7,238	4,862	0.67	3.96
26	22	8,624	4,727	0.55	3.52	8,316	4,558	0.55	3.79	7,854	4,305	0.55	4.02
28	16	6,853	6,853	1.00	3.27	6,545	6,545	1.00	3.51	6,237	6,237	1.00	3.80
28	18	7,392	6,567	0.89	3.36	7,161	6,361	0.89	3.62	6,699	5,951	0.89	3.89
28	20	8,008	6,073	0.76	3.44	7,700	5,839	0.76	3.68	7,238	5,489	0.76	3.96
28	22	8,624	5,454	0.63	3.52	8,316	5,259	0.63	3.79	7,854	4,967	0.63	4.02
30	16	6,853	6,853	1.00	3.27	6,545	6,545	1.00	3.51	6,237	6,237	1.00	3.80
30	18	7,392	7,207	0.98	3.36	7,161	6,982	0.98	3.62	6,699	6,532	0.98	3.89
30	20	8,008	6,767	0.84	3.44	7,700	6,506	0.84	3.68	7,238	6,116	0.84	3.96
30	22	8,624	6,181	0.72	3.52	8,316	5,960	0.72	3.79	7,854	5,629	0.72	4.02
32	16	6,853	6,853	1.00	3.27	6,545	6,545	1.00	3.51	6,237	6,237	1.00	3.80
32	18	7,392	7,392	1.00	3.36	7,161	7,161	1.00	3.62	6,699	6,699	1.00	3.89
32	20	8,008	7,461	0.93	3.44	7,700	7,174	0.93	3.68	7,238	6,743	0.93	3.96
32	22	8,624	6,908	0.80	3.52	8,316	6,662	0.80	3.79	7,854	6,292	0.80	4.02
34	16	6,853	6,853	1.00	3.27	6,545	6,545	1.00	3.51	6,237	6,237	1.00	3.80
34	18	7,392	7,392	1.00	3.36	7,161	7,161	1.00	3.62	6,699	6,699	1.00	3.89
34	20	8,008	8,008	1.00	3.44	7,700	7,700	1.00	3.68	7,238	7,238	1.00	3.96
34	22	8,624	7,636	0.89	3.52	8,316	7,363	0.89	3.79	7,854	6,954	0.89	4.02

NOTE: CA: Capacity (W) SHC: Sensible heat capacity (W)
P.C.: Power consumption (kW) SHF: Sensible heat factor

COOLING CAPACITY (240V)

PEHD-P4EAH, PEAD-P4EA

CAPACITY : 9,700 W INPUT : 3.90 kW SHF : 0.75

Indoor intake air DB (℃)	Indoor intake air WB (℃)	Outdoor intake air DB (℃)											
		20				25				30			
		CA	SHC	SHF	P.C.	CA	SHC	SHF	P.C.	CA	SHC	SHF	P.C.
20	16	9,603	6,202	0.65	3.12	9,312	6,014	0.65	3.29	9,021	5,826	0.65	3.49
20	18	10,282	5,355	0.52	3.18	9,991	5,204	0.52	3.35	9,652	5,027	0.52	3.59
20	20	11,058	4,377	0.40	3.27	10,816	4,281	0.40	3.43	10,525	4,166	0.40	3.66
22	16	9,603	7,002	0.73	3.12	9,312	6,790	0.73	3.29	9,021	6,578	0.73	3.49
22	18	10,282	6,212	0.60	3.18	9,991	6,036	0.60	3.35	9,652	5,831	0.60	3.59
22	20	11,058	5,299	0.48	3.27	10,816	5,182	0.48	3.43	10,525	5,043	0.48	3.66
24	16	9,603	7,802	0.81	3.12	9,312	7,566	0.81	3.29	9,021	7,330	0.81	3.49
24	18	10,282	7,069	0.69	3.18	9,991	6,869	0.69	3.35	9,652	6,635	0.69	3.59
24	20	11,058	6,220	0.56	3.27	10,816	6,084	0.56	3.43	10,525	5,920	0.56	3.66
24	22	11,786	5,256	0.45	3.36	11,543	5,148	0.45	3.36	11,252	5,018	0.45	3.78
26	16	9,603	8,603	0.90	3.12	9,312	8,342	0.90	3.29	9,021	8,081	0.90	3.49
26	18	10,282	7,926	0.77	3.18	9,991	7,701	0.77	3.35	9,652	7,440	0.77	3.59
26	20	11,058	7,142	0.65	3.27	10,816	6,985	0.65	3.43	10,525	6,797	0.65	3.66
26	22	11,786	6,211	0.53	3.36	11,543	6,083	0.53	3.36	11,252	5,930	0.53	3.78
28	16	9,603	9,403	0.98	3.12	9,312	9,118	0.98	3.29	9,021	8,833	0.98	3.49
28	18	10,282	8,783	0.85	3.18	9,991	8,534	0.85	3.35	9,652	8,244	0.85	3.59
28	20	11,058	8,063	0.73	3.27	10,816	7,886	0.73	3.43	10,525	7,674	0.73	3.66
28	22	11,786	7,167	0.61	3.36	11,543	7,019	0.61	3.36	11,252	6,842	0.61	3.78
30	16	9,603	9,603	1.00	3.12	9,312	9,312	1.00	3.29	9,021	9,021	1.00	3.49
30	18	10,282	9,639	0.94	3.18	9,991	9,367	0.94	3.35	9,652	9,048	0.94	3.59
30	20	11,058	8,985	0.81	3.27	10,816	8,788	0.81	3.43	10,525	8,551	0.81	3.66
30	22	11,786	8,122	0.69	3.36	11,543	7,955	0.69	3.36	11,252	7,755	0.69	3.78
32	16	9,603	9,603	1.00	3.12	9,312	9,312	1.00	3.29	9,021	9,021	1.00	3.49
32	18	10,282	10,282	1.00	3.18	9,991	9,991	1.00	3.35	9,652	9,652	1.00	3.59
32	20	11,058	9,906	0.90	3.27	10,816	9,689	0.90	3.43	10,525	9,428	0.90	3.66
32	22	11,786	9,078	0.77	3.36	11,543	8,891	0.77	3.36	11,252	8,667	0.77	3.78
34	16	9,603	9,603	1.00	3.12	9,312	9,312	1.00	3.29	9,021	9,021	1.00	3.49
34	18	10,282	10,282	1.00	3.18	9,991	9,991	1.00	3.35	9,652	9,652	1.00	3.59
34	20	11,058	10,828	0.98	3.27	10,816	10,590	0.98	3.43	10,525	10,305	0.98	3.66
34	22	11,786	10,034	0.85	3.36	11,543	9,827	0.85	3.36	11,252	9,579	0.85	3.78

NOTE: CA: Capacity (W) SHC: Sensible heat capacity (W)
P.C.: Power consumption (kW) SHF: Sensible heat factor

COOLING CAPACITY (240V)

PEHD-P4EAH, PEAD-P4EA

CAPACITY : 9,700 W INPUT : 3.90 kW SHF : 0.75

Indoor intake air DB (℃)	Indoor intake air WB (℃)	Outdoor intake air DB (℃)											
		35				40				45			
		CA	SHC	SHF	P.C.	CA	SHC	SHF	P.C.	CA	SHC	SHF	P.C.
20	16	8,633	5,575	0.65	3.74	8,245	5,325	0.65	4.01	7,857	5,074	0.65	4.35
20	18	9,312	4,850	0.52	3.84	9,021	4,698	0.52	4.14	8,439	4,395	0.52	4.45
20	20	10,088	3,993	0.40	3.93	9,700	3,840	0.40	4.21	9,118	3,609	0.40	4.53
22	16	8,633	6,295	0.73	3.74	8,245	6,012	0.73	4.01	7,857	5,729	0.73	4.35
22	18	9,312	5,626	0.60	3.84	9,021	5,450	0.60	4.14	8,439	5,099	0.60	4.45
22	20	10,088	4,834	0.48	3.93	9,700	4,648	0.48	4.21	9,118	4,369	0.48	4.53
24	16	8,633	7,014	0.81	3.74	8,245	6,699	0.81	4.01	7,857	6,384	0.81	4.35
24	18	9,312	6,402	0.69	3.84	9,021	6,202	0.69	4.14	8,439	5,802	0.69	4.45
24	20	10,088	5,675	0.56	3.93	9,700	5,456	0.56	4.21	9,118	5,129	0.56	4.53
24	22	10,864	4,845	0.45	4.02	10,476	4,672	0.45	4.33	9,894	4,412	0.45	4.60
26	16	8,633	7,734	0.90	3.74	8,245	7,386	0.90	4.01	7,857	7,039	0.90	4.35
26	18	9,312	7,178	0.77	3.84	9,021	6,954	0.77	4.14	8,439	6,505	0.77	4.45
26	20	10,088	6,515	0.65	3.93	9,700	6,265	0.65	4.21	9,118	5,889	0.65	4.53
26	22	10,864	5,726	0.53	4.02	10,476	5,521	0.53	4.33	9,894	5,214	0.53	4.60
28	16	8,633	8,453	0.98	3.74	8,245	8,073	0.98	4.01	7,857	7,693	0.98	4.35
28	18	9,312	7,954	0.85	3.84	9,021	7,705	0.85	4.14	8,439	7,208	0.85	4.45
28	20	10,088	7,356	0.73	3.93	9,700	7,073	0.73	4.21	9,118	6,649	0.73	4.53
28	22	10,864	6,606	0.61	4.02	10,476	6,370	0.61	4.33	9,894	6,017	0.61	4.60
30	16	8,633	8,633	1.00	3.74	8,245	8,245	1.00	4.01	7,857	7,857	1.00	4.35
30	18	9,312	8,730	0.94	3.84	9,021	8,457	0.94	4.14	8,439	7,912	0.94	4.45
30	20	10,088	8,196	0.81	3.93	9,700	7,881	0.81	4.21	9,118	7,408	0.81	4.53
30	22	10,864	7,487	0.69	4.02	10,476	7,220	0.69	4.33	9,894	6,819	0.69	4.60
32	16	8,633	8,633	1.00	3.74	8,245	8,245	1.00	4.01	7,857	7,857	1.00	4.35
32	18	9,312	9,312	1.00	3.84	9,021	9,021	1.00	4.14	8,439	8,439	1.00	4.45
32	20	10,088	9,037	0.90	3.93	9,700	8,690	0.90	4.21	9,118	8,168	0.90	4.53
32	22	10,864	8,368	0.77	4.02	10,476	8,069	0.77	4.33	9,894	7,621	0.77	4.60
34	16	8,633	8,633	1.00	3.74	8,245	8,245	1.00	4.01	7,857	7,857	1.00	4.35
34	18	9,312	9,312	1.00	3.84	9,021	9,021	1.00	4.14	8,439	8,439	1.00	4.45
34	20	10,088	9,878	0.98	3.93	9,700	9,498	0.98	4.21	9,118	8,928	0.98	4.53
34	22	10,864	9,249	0.85	4.02	10,476	8,919	0.85	4.33	9,894	8,423	0.85	4.60

NOTE: CA: Capacity (W) SHC: Sensible heat capacity (W)
P.C.: Power consumption (kW) SHF: Sensible heat factor

COOLING CAPACITY (240V)

PEHD-P5EAH, PEAD-P5EA

CAPACITY : 12,300 W INPUT : 4.93 kW SHF : 0.78

Indoor intake air DB (℃)	Indoor intake air WB (℃)	Outdoor intake air DB (℃)											
		20				25				30			
		CA	SHC	SHF	P.C.	CA	SHC	SHF	P.C.	CA	SHC	SHF	P.C.
20	16	12,177	8,179	0.67	3.94	11,808	7,931	0.67	4.17	11,439	7,683	0.67	4.41
20	18	13,038	7,062	0.54	4.02	12,669	6,862	0.54	4.24	12,239	6,629	0.54	4.53
20	20	14,022	5,772	0.41	4.14	13,715	5,646	0.41	4.33	13,346	5,494	0.41	4.63
22	16	12,177	9,234	0.76	3.94	11,808	8,954	0.76	4.17	11,439	8,675	0.76	4.41
22	18	13,038	8,192	0.63	4.02	12,669	7,960	0.63	4.24	12,239	7,690	0.63	4.53
22	20	14,022	6,988	0.50	4.14	13,715	6,834	0.50	4.33	13,346	6,650	0.50	4.63
24	16	12,177	10,290	0.84	3.94	11,808	9,978	0.84	4.17	11,439	9,666	0.84	4.41
24	18	13,038	9,322	0.71	4.02	12,669	9,058	0.71	4.24	12,239	8,751	0.71	4.53
24	20	14,022	8,203	0.59	4.14	13,715	8,023	0.59	4.33	13,346	7,807	0.59	4.63
24	22	14,945	6,931	0.46	4.24	14,637	6,788	0.46	4.24	14,268	6,617	0.46	4.78
26	16	12,177	11,345	0.93	3.94	11,808	11,001	0.93	4.17	11,439	10,657	0.93	4.41
26	18	13,038	10,452	0.80	4.02	12,669	10,156	0.80	4.24	12,239	9,811	0.80	4.53
26	20	14,022	9,418	0.67	4.14	13,715	9,212	0.67	4.33	13,346	8,964	0.67	4.63
26	22	14,945	8,191	0.55	4.24	14,637	8,023	0.55	4.24	14,268	7,820	0.55	4.78
28	16	12,177	12,177	1.00	3.94	11,808	11,808	1.00	4.17	11,439	11,439	1.00	4.41
28	18	13,038	11,582	0.89	4.02	12,669	11,254	0.89	4.24	12,239	10,872	0.89	4.53
28	20	14,022	10,633	0.76	4.14	13,715	10,400	0.76	4.33	13,346	10,120	0.76	4.63
28	22	14,945	9,451	0.63	4.24	14,637	9,257	0.63	4.24	14,268	9,023	0.63	4.78
30	16	12,177	12,177	1.00	3.94	11,808	11,808	1.00	4.17	11,439	11,439	1.00	4.41
30	18	13,038	12,712	0.98	4.02	12,669	12,352	0.98	4.24	12,239	11,933	0.98	4.53
30	20	14,022	11,849	0.84	4.14	13,715	11,589	0.84	4.33	13,346	11,277	0.84	4.63
30	22	14,945	10,711	0.72	4.24	14,637	10,491	0.72	4.24	14,268	10,226	0.72	4.78
32	16	12,177	12,177	1.00	3.94	11,808	11,808	1.00	4.17	11,439	11,439	1.00	4.41
32	18	13,038	13,038	1.00	4.02	12,669	12,669	1.00	4.24	12,239	12,239	1.00	4.53
32	20	14,022	13,064	0.93	4.14	13,715	12,777	0.93	4.33	13,346	12,434	0.93	4.63
32	22	14,945	11,971	0.80	4.24	14,637	11,725	0.80	4.24	14,268	11,430	0.80	4.78
34	16	12,177	12,177	1.00	3.94	11,808	11,808	1.00	4.17	11,439	11,439	1.00	4.41
34	18	13,038	13,038	1.00	4.02	12,669	12,669	1.00	4.24	12,239	12,239	1.00	4.53
34	20	14,022	14,022	1.00	4.14	13,715	13,715	1.00	4.33	13,346	13,346	1.00	4.63
34	22	14,945	13,232	0.89	4.24	14,637	12,960	0.89	4.24	14,268	12,633	0.89	4.78

NOTE: CA: Capacity (W) SHC: Sensible heat capacity (W)
P.C.: Power consumption (kW) SHF: Sensible heat factor

COOLING CAPACITY (240V)

PEHD-P5EAH, PEAD-P5EA

CAPACITY : 12,300 W INPUT : 4.93 kW SHF : 0.78

Indoor intake air DB (℃)	Indoor intake air WB (℃)	Outdoor intake air DB (℃)											
		35				40				45			
		CA	SHC	SHF	P.C.	CA	SHC	SHF	P.C.	CA	SHC	SHF	P.C.
20	16	10,947	7,353	0.67	4.73	10,455	7,022	0.67	5.07	9,963	6,692	0.67	5.50
20	18	11,808	6,396	0.54	4.86	11,439	6,196	0.54	5.23	10,701	5,796	0.54	5.62
20	20	12,792	5,266	0.41	4.97	12,300	5,063	0.41	5.33	11,562	4,760	0.41	5.72
22	16	10,947	8,301	0.76	4.73	10,455	7,928	0.76	5.07	9,963	7,555	0.76	5.50
22	18	11,808	7,419	0.63	4.86	11,439	7,187	0.63	5.23	10,701	6,724	0.63	5.62
22	20	12,792	6,375	0.50	4.97	12,300	6,129	0.50	5.33	11,562	5,762	0.50	5.72
24	16	10,947	9,250	0.84	4.73	10,455	8,834	0.84	5.07	9,963	8,419	0.84	5.50
24	18	11,808	8,443	0.71	4.86	11,439	8,179	0.71	5.23	10,701	7,651	0.71	5.62
24	20	12,792	7,483	0.59	4.97	12,300	7,196	0.59	5.33	11,562	6,764	0.59	5.72
24	22	13,776	6,389	0.46	5.08	13,284	6,161	0.46	5.48	12,546	5,819	0.46	5.81
26	16	10,947	10,199	0.93	4.73	10,455	9,741	0.93	5.07	9,963	9,282	0.93	5.50
26	18	11,808	9,466	0.80	4.86	11,439	9,170	0.80	5.23	10,701	8,579	0.80	5.62
26	20	12,792	8,592	0.67	4.97	12,300	8,261	0.67	5.33	11,562	7,766	0.67	5.72
26	22	13,776	7,551	0.55	5.08	13,284	7,281	0.55	5.48	12,546	6,877	0.55	5.81
28	16	10,947	10,947	1.00	4.73	10,455	10,455	1.00	5.07	9,963	9,963	1.00	5.50
28	18	11,808	10,489	0.89	4.86	11,439	10,162	0.89	5.23	10,701	9,506	0.89	5.62
28	20	12,792	9,701	0.76	4.97	12,300	9,327	0.76	5.33	11,562	8,768	0.76	5.72
28	22	13,776	8,712	0.63	5.08	13,284	8,401	0.63	5.48	12,546	7,934	0.63	5.81
30	16	10,947	10,947	1.00	4.73	10,455	10,455	1.00	5.07	9,963	9,963	1.00	5.50
30	18	11,808	11,513	0.98	4.86	11,439	11,153	0.98	5.23	10,701	10,433	0.98	5.62
30	20	12,792	10,809	0.84	4.97	12,300	10,393	0.84	5.33	11,562	9,770	0.84	5.72
30	22	13,776	9,874	0.72	5.08	13,284	9,521	0.72	5.48	12,546	8,992	0.72	5.81
32	16	10,947	10,947	1.00	4.73	10,455	10,455	1.00	5.07	9,963	9,963	1.00	5.50
32	18	11,808	11,808	1.00	4.86	11,439	11,439	1.00	5.23	10,701	10,701	1.00	5.62
32	20	12,792	11,918	0.93	4.97	12,300	11,459	0.93	5.33	11,562	10,772	0.93	5.72
32	22	13,776	11,035	0.80	5.08	13,284	10,641	0.80	5.48	12,546	10,050	0.80	5.81
34	16	10,947	10,947	1.00	4.73	10,455	10,455	1.00	5.07	9,963	9,963	1.00	5.50
34	18	11,808	11,808	1.00	4.86	11,439	11,439	1.00	5.23	10,701	10,701	1.00	5.62
34	20	12,792	12,792	1.00	4.97	12,300	12,300	1.00	5.33	11,562	11,562	1.00	5.72
34	22	13,776	12,197	0.89	5.08	13,284	11,762	0.89	5.48	12,546	11,108	0.89	5.81

NOTE: CA: Capacity (W) SHC: Sensible heat capacity (W)
P.C.: Power consumption (kW) SHF: Sensible heat factor

COOLING CAPACITY (240V)

PEHD-P6EAH, PEAD-P6EA

CAPACITY : 14,100 W INPUT : 5.90 kW SHF : 0.74

Indoor intake air DB (℃)	Indoor intake air WB (℃)	Outdoor intake air DB (℃)											
		20				25				30			
		CA	SHC	SHF	P.C.	CA	SHC	SHF	P.C.	CA	SHC	SHF	P.C.
20	16	13,959	8,895	0.64	4.71	13,536	8,625	0.64	4.98	13,113	8,356	0.64	5.27
20	18	14,946	7,681	0.51	4.81	14,523	7,463	0.51	5.07	14,030	7,210	0.51	5.43
20	20	16,074	6,278	0.39	4.95	15,722	6,140	0.39	5.19	15,299	5,975	0.39	5.54
22	16	13,959	10,043	0.72	4.71	13,536	9,738	0.72	4.98	13,113	9,434	0.72	5.27
22	18	14,946	8,909	0.60	4.81	14,523	8,657	0.60	5.07	14,030	8,363	0.60	5.43
22	20	16,074	7,599	0.47	4.95	15,722	7,433	0.47	5.19	15,299	7,233	0.47	5.54
24	16	13,959	11,190	0.80	4.71	13,536	10,851	0.80	4.98	13,113	10,512	0.80	5.27
24	18	14,946	10,138	0.68	4.81	14,523	9,851	0.68	5.07	14,030	9,517	0.68	5.43
24	20	16,074	8,921	0.56	4.95	15,722	8,725	0.56	5.19	15,299	8,491	0.56	5.54
24	22	17,132	7,538	0.44	5.08	16,779	7,383	0.44	5.08	16,356	7,197	0.44	5.72
26	16	13,959	12,338	0.88	4.71	13,536	11,964	0.88	4.98	13,113	11,590	0.88	5.27
26	18	14,946	11,367	0.76	4.81	14,523	11,046	0.76	5.07	14,030	10,670	0.76	5.43
26	20	16,074	10,243	0.64	4.95	15,722	10,018	0.64	5.19	15,299	9,749	0.64	5.54
26	22	17,132	8,908	0.52	5.08	16,779	8,725	0.52	5.08	16,356	8,505	0.52	5.72
28	16	13,959	13,486	0.97	4.71	13,536	13,077	0.97	4.98	13,113	12,669	0.97	5.27
28	18	14,946	12,596	0.84	4.81	14,523	12,240	0.84	5.07	14,030	11,824	0.84	5.43
28	20	16,074	11,564	0.72	4.95	15,722	11,311	0.72	5.19	15,299	11,006	0.72	5.54
28	22	17,132	10,279	0.60	5.08	16,779	10,067	0.60	5.08	16,356	9,813	0.60	5.72
30	16	13,959	13,959	1.00	4.71	13,536	13,536	1.00	4.98	13,113	13,113	1.00	5.27
30	18	14,946	13,825	0.93	4.81	14,523	13,434	0.93	5.07	14,030	12,977	0.93	5.43
30	20	16,074	12,886	0.80	4.95	15,722	12,603	0.80	5.19	15,299	12,264	0.80	5.54
30	22	17,132	11,649	0.68	5.08	16,779	11,409	0.68	5.08	16,356	11,122	0.68	5.72
32	16	13,959	13,959	1.00	4.71	13,536	13,536	1.00	4.98	13,113	13,113	1.00	5.27
32	18	14,946	14,946	1.00	4.81	14,523	14,523	1.00	5.07	14,030	14,030	1.00	5.43
32	20	16,074	14,208	0.88	4.95	15,722	13,896	0.88	5.19	15,299	13,522	0.88	5.54
32	22	17,132	13,020	0.76	5.08	16,779	12,752	0.76	5.08	16,356	12,430	0.76	5.72
34	16	13,959	13,959	1.00	4.71	13,536	13,536	1.00	4.98	13,113	13,113	1.00	5.27
34	18	14,946	14,946	1.00	4.81	14,523	14,523	1.00	5.07	14,030	14,030	1.00	5.43
34	20	16,074	15,529	0.97	4.95	15,722	15,189	0.97	5.19	15,299	14,780	0.97	5.54
34	22	17,132	14,390	0.84	5.08	16,779	14,094	0.84	5.08	16,356	13,739	0.84	5.72

NOTE: CA: Capacity (W) SHC: Sensible heat capacity (W)
P.C.: Power consumption (kW) SHF: Sensible heat factor

COOLING CAPACITY (240V)

PEHD-P6EAH, PEAD-P6EA

CAPACITY : 14,100 W INPUT : 5.90 kW SHF : 0.74

Indoor intake air DB (℃)	Indoor intake air WB (℃)	Outdoor intake air DB (℃)											
		35				40				45			
		CA	SHC	SHF	P.C.	CA	SHC	SHF	P.C.	CA	SHC	SHF	P.C.
20	16	12,549	7,996	0.64	5.66	11,985	7,637	0.64	6.07	11,421	7,278	0.64	6.58
20	18	13,536	6,956	0.51	5.82	13,113	6,739	0.51	6.26	12,267	6,304	0.51	6.73
20	20	14,664	5,727	0.39	5.95	14,100	5,507	0.39	6.37	13,254	5,176	0.39	6.85
22	16	12,549	9,028	0.72	5.66	11,985	8,623	0.72	6.07	11,421	8,217	0.72	6.58
22	18	13,536	8,069	0.60	5.82	13,113	7,817	0.60	6.26	12,267	7,312	0.60	6.73
22	20	14,664	6,933	0.47	5.95	14,100	6,666	0.47	6.37	13,254	6,266	0.47	6.85
24	16	12,549	10,060	0.80	5.66	11,985	9,608	0.80	6.07	11,421	9,156	0.80	6.58
24	18	13,536	9,182	0.68	5.82	13,113	8,895	0.68	6.26	12,267	8,321	0.68	6.73
24	20	14,664	8,139	0.56	5.95	14,100	7,826	0.56	6.37	13,254	7,356	0.56	6.85
24	22	15,792	6,949	0.44	6.08	15,228	6,700	0.44	6.56	14,382	6,328	0.44	6.96
26	16	12,549	11,092	0.88	5.66	11,985	10,593	0.88	6.07	11,421	10,095	0.88	6.58
26	18	13,536	10,295	0.76	5.82	13,113	9,973	0.76	6.26	12,267	9,330	0.76	6.73
26	20	14,664	9,344	0.64	5.95	14,100	8,985	0.64	6.37	13,254	8,446	0.64	6.85
26	22	15,792	8,212	0.52	6.08	15,228	7,919	0.52	6.56	14,382	7,479	0.52	6.96
28	16	12,549	12,124	0.97	5.66	11,985	11,579	0.97	6.07	11,421	11,034	0.97	6.58
28	18	13,536	11,408	0.84	5.82	13,113	11,051	0.84	6.26	12,267	10,338	0.84	6.73
28	20	14,664	10,550	0.72	5.95	14,100	10,144	0.72	6.37	13,254	9,536	0.72	6.85
28	22	15,792	9,475	0.60	6.08	15,228	9,137	0.60	6.56	14,382	8,629	0.60	6.96
30	16	12,549	12,549	1.00	5.66	11,985	11,985	1.00	6.07	11,421	11,421	1.00	6.58
30	18	13,536	12,521	0.93	5.82	13,113	12,130	0.93	6.26	12,267	11,347	0.93	6.73
30	20	14,664	11,756	0.80	5.95	14,100	11,303	0.80	6.37	13,254	10,625	0.80	6.85
30	22	15,792	10,738	0.68	6.08	15,228	10,355	0.68	6.56	14,382	9,780	0.68	6.96
32	16	12,549	12,549	1.00	5.66	11,985	11,985	1.00	6.07	11,421	11,421	1.00	6.58
32	18	13,536	13,536	1.00	5.82	13,113	13,113	1.00	6.26	12,267	12,267	1.00	6.73
32	20	14,664	12,961	0.88	5.95	14,100	12,463	0.88	6.37	13,254	11,715	0.88	6.85
32	22	15,792	12,002	0.76	6.08	15,228	11,573	0.76	6.56	14,382	10,930	0.76	6.96
34	16	12,549	12,549	1.00	5.66	11,985	11,985	1.00	6.07	11,421	11,421	1.00	6.58
34	18	13,536	13,536	1.00	5.82	13,113	13,113	1.00	6.26	12,267	12,267	1.00	6.73
34	20	14,664	14,167	0.97	5.95	14,100	13,622	0.97	6.37	13,254	12,805	0.97	6.85
34	22	15,792	13,265	0.84	6.08	15,228	12,791	0.84	6.56	14,382	12,081	0.84	6.96

NOTE: CA: Capacity (W) SHC: Sensible heat capacity (W)
P.C.: Power consumption (kW) SHF: Sensible heat factor

HEATING CAPACITY (240V)

Model	Indoor intake air DB (℃)	Outdoor intake air WB (℃)					
		-10		-5		0	
		CA	P.C.	CA	P.C.	CA	P.C.
PEHD-P1.6EAH PEAD-P1.6EA	15	3,112	1.06	3,381	1.17	3,773	1.35
	20	2,989	1.16	3,234	1.26	3,577	1.45
	25	2,891	1.22	3,136	1.37	3,430	1.59
PEHD-P2EAH PEAD-P2EA	15	3,905	1.31	4,244	1.45	4,736	1.66
	20	3,752	1.42	4,059	1.55	4,490	1.80
	25	3,629	1.51	3,936	1.69	4,305	1.95
PEHD-P2.5EAH PEAD-P2.5EA	15	4,572	1.43	4,968	1.57	5,544	1.81
	20	4,392	1.54	4,752	1.69	5,256	1.96
	25	4,248	1.65	4,608	1.84	5,040	2.12
PEHD-P3EAH PEAD-P3EA	15	5,779	1.91	6,279	2.11	7,007	2.43
	20	5,551	2.07	6,006	2.27	6,643	2.62
	25	5,369	2.20	5,824	2.46	6,370	2.85
PEHD-P4EAH PEAD-P4EA	15	6,604	2.40	7,176	2.65	8,008	3.05
	20	6,344	2.60	6,864	2.85	7,592	3.30
	25	6,136	2.77	6,656	3.09	7,280	3.58
PEHD-P5EAH PEAD-P5EA	15	8,827	2.84	9,591	3.13	10,703	3.61
	20	8,479	3.07	9,174	3.37	10,147	3.90
	25	8,201	3.27	8,896	3.66	9,730	4.23
PEHD-P6EAH PEAD-P6EA	15	10,605	3.51	11,523	3.87	12,859	4.47
	20	10,187	3.81	11,022	4.17	12,191	4.83
	25	9,853	4.06	10,688	4.53	11,690	5.24

Model	Indoor intake air DB (℃)	Outdoor intake air WB (℃)					
		5		10		15	
		CA	P.C.	CA	P.C.	CA	P.C.
PEHD-P1.6EAH PEAD-P1.6EA	15	4,949	1.62	5,586	1.80	6,223	1.94
	20	4,778	1.74	5,390	1.94	6,003	2.09
	25	4,508	1.86	5,194	2.08	5,782	2.24
PEHD-P2EAH PEAD-P2EA	15	6,212	2.00	7,011	2.22	7,811	2.39
	20	5,996	2.15	6,765	2.39	7,534	2.58
	25	5,658	2.29	6,519	2.56	7,257	2.76
PEHD-P2.5EAH PEAD-P2.5EA	15	7,272	2.18	8,208	2.41	9,144	2.61
	20	7,020	2.34	7,920	2.61	8,820	2.80
	25	6,624	2.49	7,632	2.79	8,496	3.01
PEHD-P3EAH PEAD-P3EA	15	9,191	2.92	10,374	3.24	11,557	3.50
	20	8,873	3.14	10,010	3.50	11,148	3.76
	25	8,372	3.34	9,646	3.74	10,738	4.03
PEHD-P4EAH PEAD-P4EA	15	10,504	3.66	11,856	4.07	13,208	4.40
	20	10,140	3.95	11,440	4.40	12,740	4.72
	25	9,568	4.19	11,024	4.70	12,272	5.07
PEHD-P5EAH PEAD-P5EA	15	14,039	4.33	15,846	4.81	17,653	5.19
	20	13,553	4.67	15,290	5.19	17,028	5.58
	25	12,788	4.96	14,734	5.56	16,402	5.99
PEHD-P6EAH PEAD-P6EA	15	16,867	5.36	19,038	5.96	21,209	6.44
	20	16,283	5.78	18,370	6.44	20,458	6.91
	25	15,364	6.14	17,702	6.88	19,706	7.42

NOTE: CA: Capacity (W) P.C.: Power consumption (kW)

Cooling capacity correction factors

Models	Refrigerant piping length (one way)									
	5m	10m	15m	20m	25m	30m	35m	40m	45m	50m
PEHD-P1.6EAH PEAD-P1.6EA	1.00	0.993	0.984	0.978	0.969	0.961	0.956	0.948	—	—
PEHD-P2EAH PEAD-P2EA	1.00	0.993	0.984	0.978	0.969	0.961	0.956	0.948	—	—
PEHD-P2.5EAH PEAD-P2.5EA	1.00	0.989	0.980	0.970	0.960	0.950	0.940	0.930	0.920	0.910
PEHD-P3EAH PEAD-P3EA	1.00	0.981	0.968	0.952	0.940	0.925	0.913	0.900	0.886	0.874
PEHD-P4EAH PEAD-P4EA	1.00	0.989	0.980	0.970	0.960	0.950	0.940	0.930	0.920	0.910
PEHD-P5EAH PEAD-P5EA	1.00	0.981	0.968	0.952	0.940	0.925	0.913	0.900	0.886	0.874
PEHD-P6EAH PEAD-P6EA	1.00	0.975	0.955	0.935	0.918	0.900	0.884	0.869	0.855	0.840

Heating capacity correction factors

Models	Refrigerant piping length (one way)									
	5m	10m	15m	20m	25m	30m	35m	40m	45m	50m
PEHD-P1.6EAH PEAD-P1.6EA	1.00	0.998	0.995	0.993	0.990	0.988	0.985	0.983	—	—
PEHD-P2EAH PEAD-P2EA	1.00	0.998	0.995	0.993	0.990	0.988	0.985	0.983	—	—
PEHD-P2.5EAH PEAD-P2.5EA	1.00	0.998	0.995	0.993	0.990	0.988	0.985	0.983	0.980	0.978
PEHD-P3EAH PEAD-P3EA	1.00	0.998	0.995	0.993	0.990	0.988	0.985	0.983	0.980	0.978
PEHD-P4EAH PEAD-P4EA	1.00	0.998	0.995	0.993	0.990	0.988	0.985	0.983	0.980	0.978
PEHD-P5EAH PEAD-P5EA	1.00	0.998	0.995	0.993	0.990	0.988	0.985	0.983	0.980	0.978
PEHD-P6EAH PEAD-P6EA	1.00	0.998	0.995	0.993	0.990	0.988	0.985	0.983	0.980	0.978

Cooling

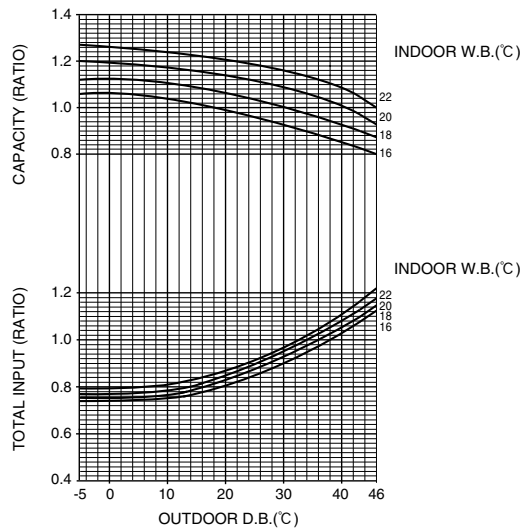

Heating

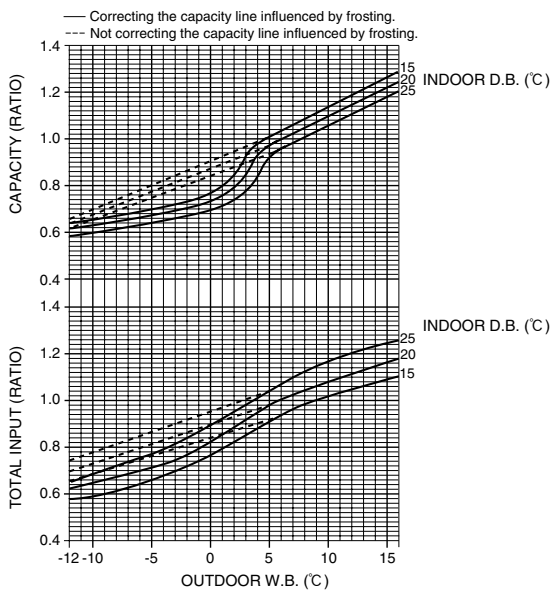

Capacity/Input Ratio against Changes in Room Air flow Rate

PEH-P8YE

Cooling

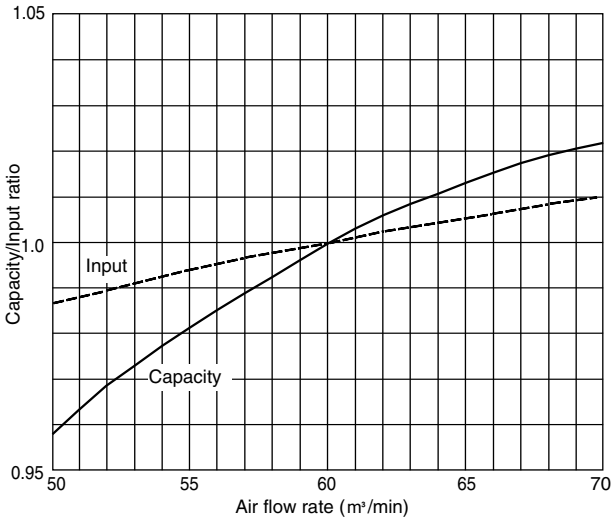

Heating

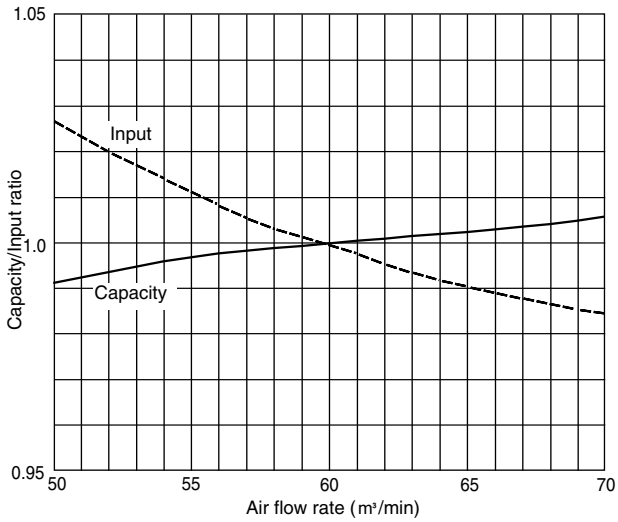

PEH-P10YE

Cooling

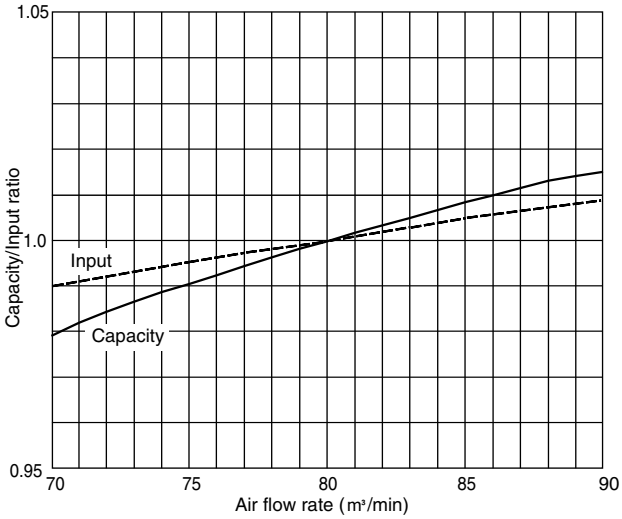

Heating

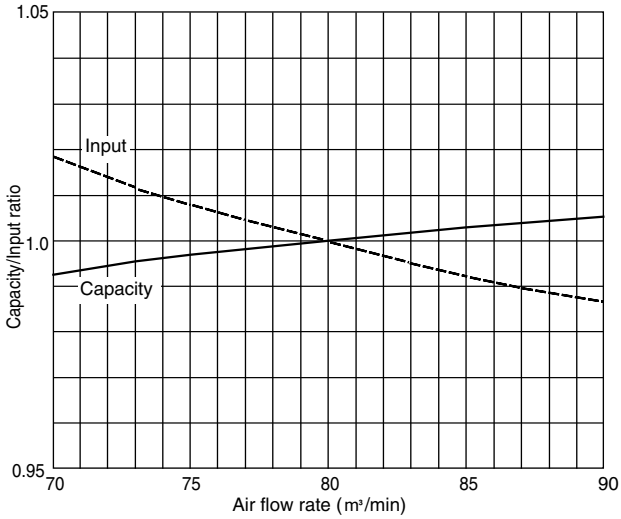

Bypass Factor Curves

PEH-P8YE

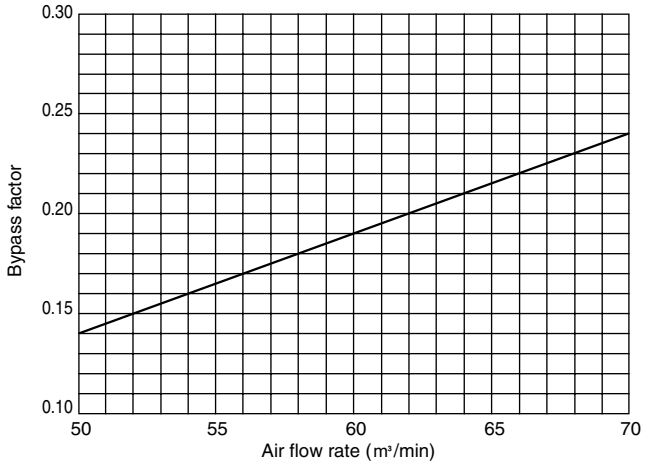

PEH-P10YE

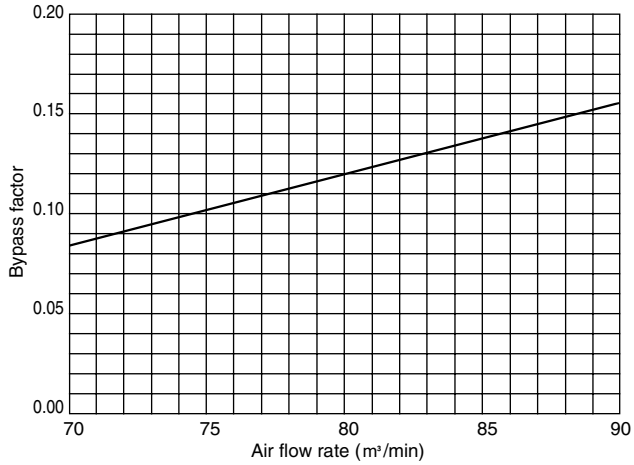

Cooling Sensible Heating Capacity Table

PEH-P8YE (Air flow rate 60m³/min)

Outdoor temp. (℃)	Indoor inlet air temperature (DB/WB℃)									
	23/16		25/18		27/19		28/20		30/22	
	CA	SHC	CA	SHC	CA	SHC	CA	SHC	CA	SHC
20	18,100	13,700	19,300	13,500	20,000	14,400	20,800	14,400	21,900	14,200
25	17,500	13,400	18,700	13,300	19,500	13,700	20,300	14,200	21,500	13,900
30	16,900	13,100	18,100	13,000	18,900	13,500	19,700	14,000	20,900	13,700
35	16,200	12,800	17,400	12,700	18,000	13,100	19,000	13,700	20,200	13,500
40	15,300	12,500	16,600	12,400	17,400	13,000	18,200	13,500	19,500	13,300
43	14,800	12,400	16,000	12,300	16,900	12,900	17,700	13,400	19,000	13,200

PEH-P10YE (Air flow rate 80m³/min)

Outdoor temp. (℃)	Indoor inlet air temperature (DB/WB℃)									
	23/16		25/18		27/19		28/20		30/22	
	CA	SHC	CA	SHC	CA	SHC	CA	SHC	CA	SHC
20	22,500	18,100	24,000	17,900	24,900	18,500	25,800	19,200	27,300	18,800
25	21,800	17,800	23,300	17,600	24,300	18,300	25,200	18,900	26,700	18,600
30	21,000	17,500	22,500	17,300	23,500	17,900	24,500	18,600	26,000	18,300
35	20,100	17,100	21,600	16,800	22,400	17,400	23,600	18,300	25,200	18,100
40	19,100	16,800	20,600	16,600	21,600	17,400	22,700	18,100	24,200	17,900
43	18,400	16,600	20,000	16,500	21,000	17,300	22,000	18,000	23,600	17,800

A.5.8 FAN PERFORMANCE AND CORRECTED AIR FLOW

PEHD-P1.6EAH, PEAD-P1.6EA

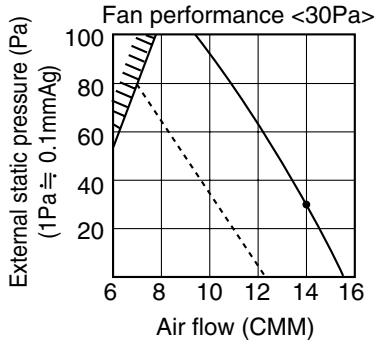

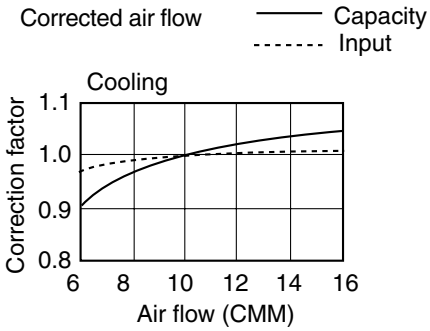

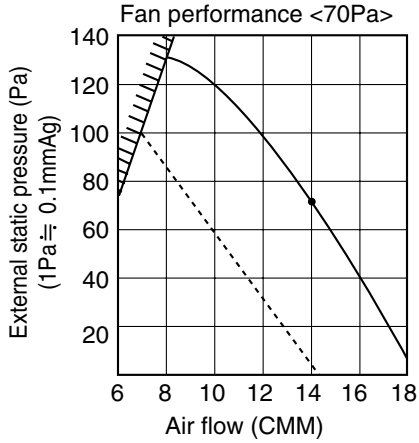

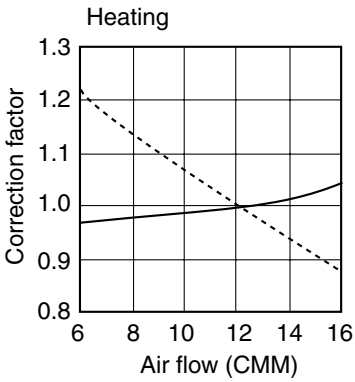

PEHD-P2EAH, PEAD-P2EA

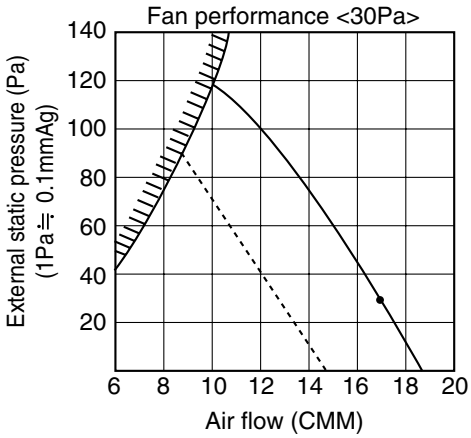

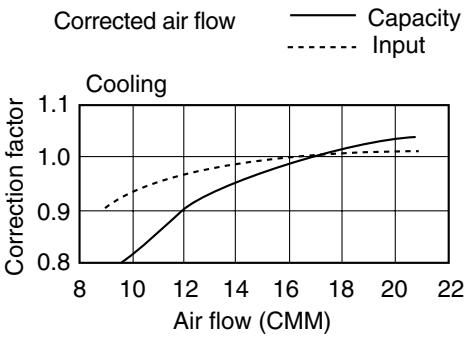

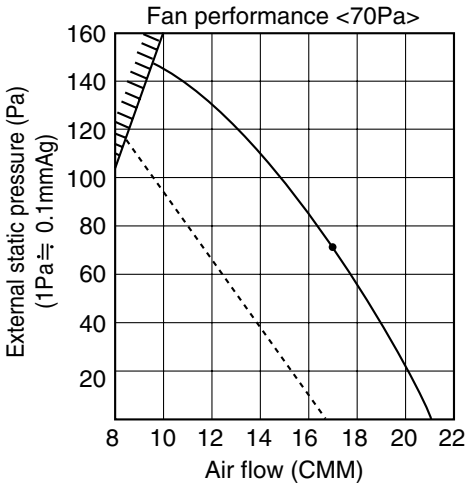

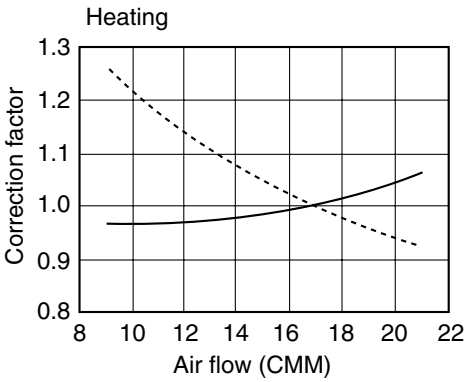

PEHD-P2.5EAH, PEAD-P2.5EA

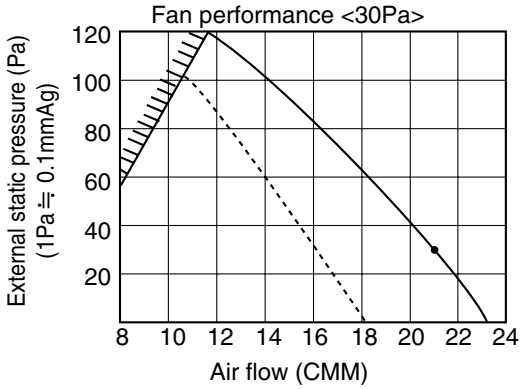

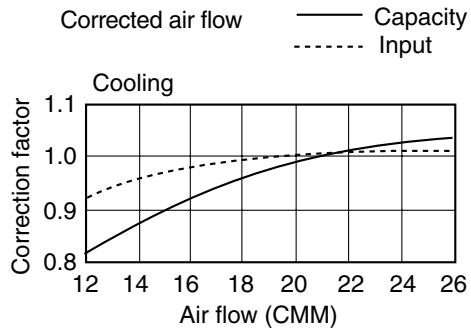

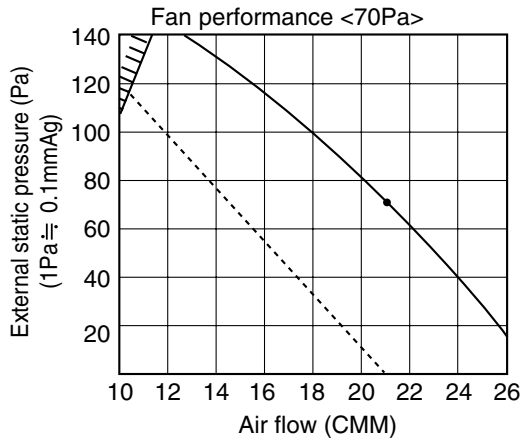

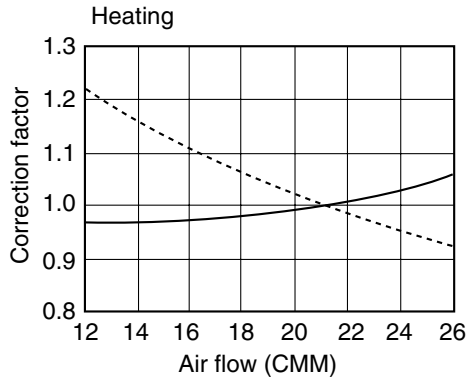

PEHD-P3EAH, PEAD-P3EA

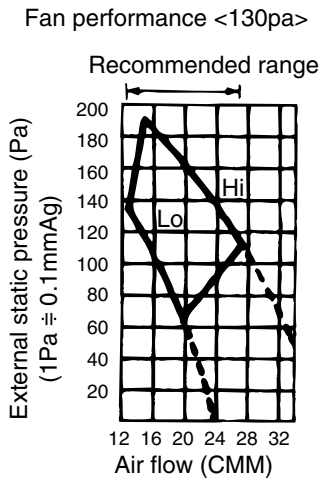

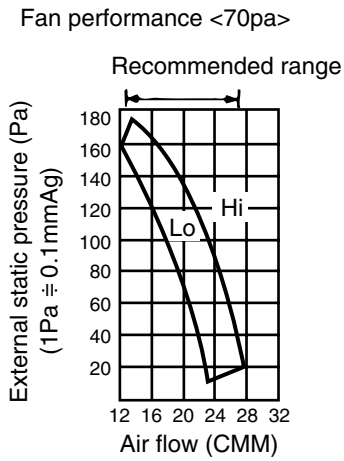

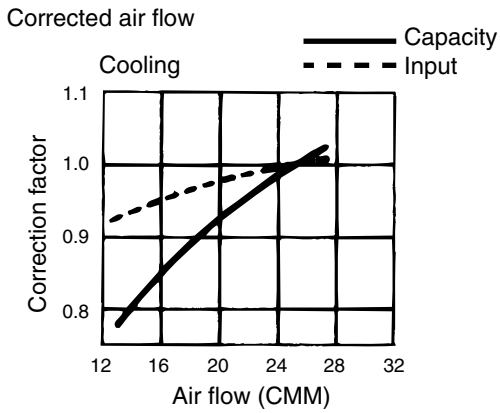

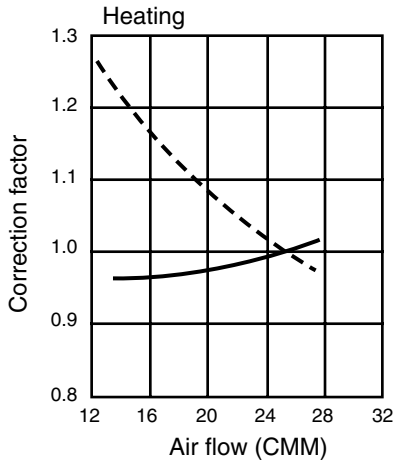

PEHD-P4EAH, PEAD-P4EA

Fan performance <130pa>

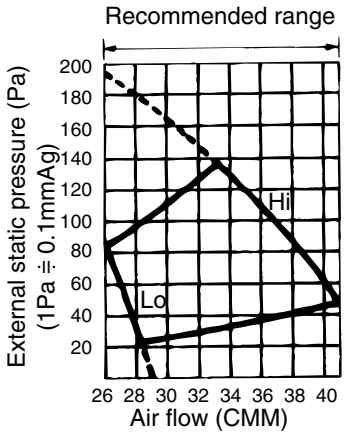

Fan performance <70pa>

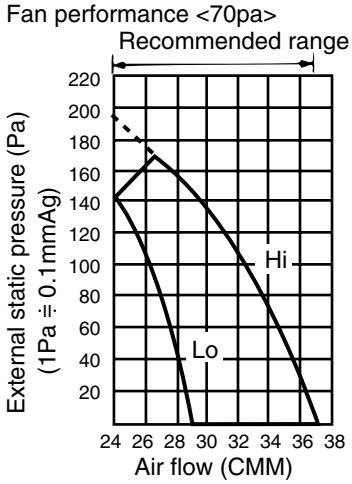

Corrected air flow

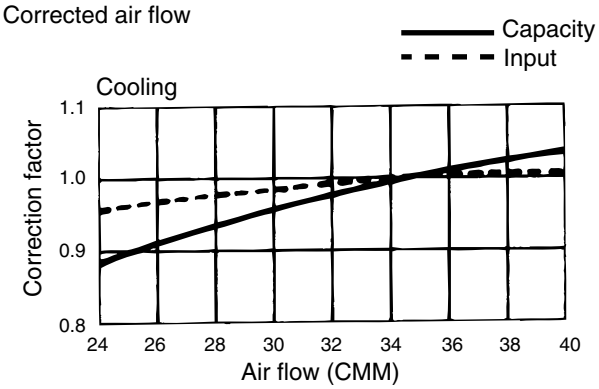

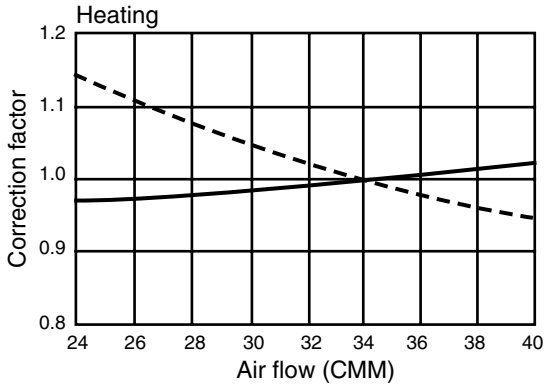

PEHD-P5EAH, PEAD-P5EA

Fan performance <130pa>

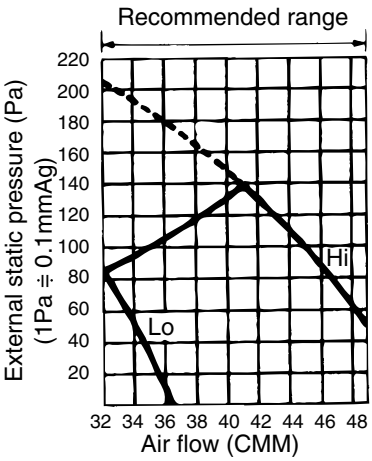

Fan performance <70pa>

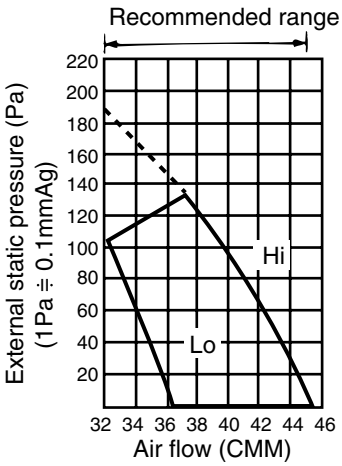

Corrected air flow

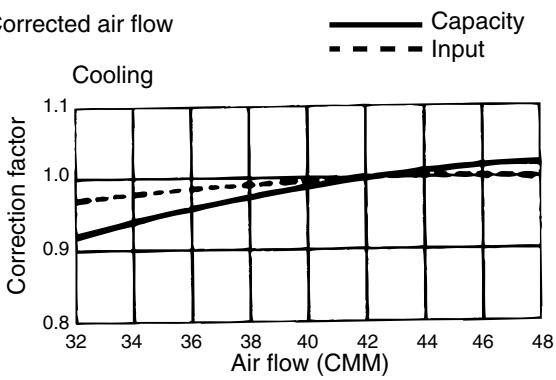

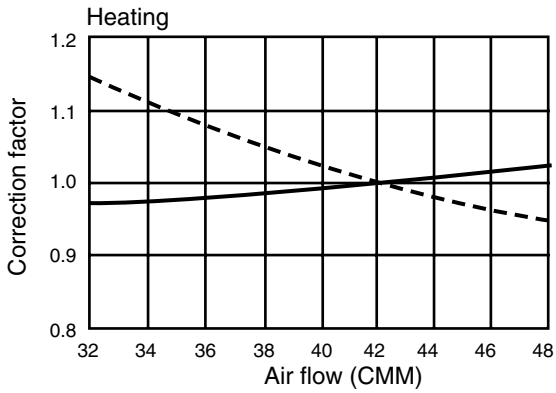

PEHD-P6EAH, PEAD-P6EA

Fan performance <130pa>

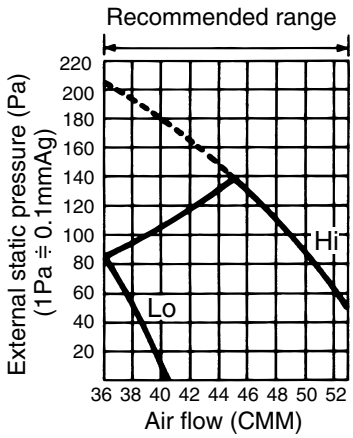

Fan performance <70pa>

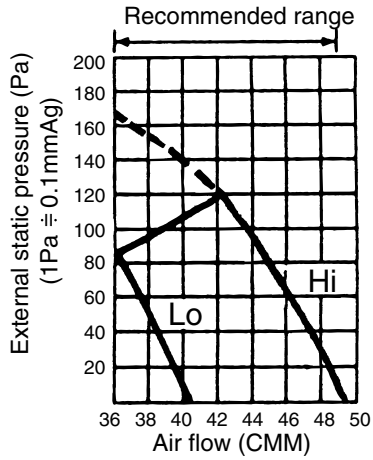

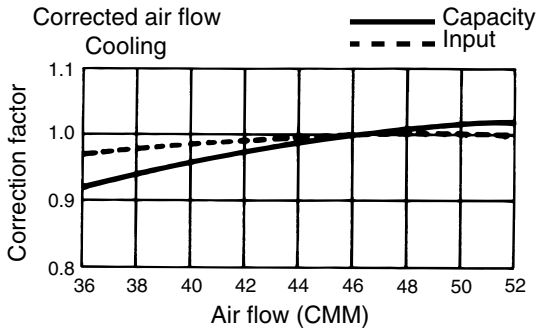

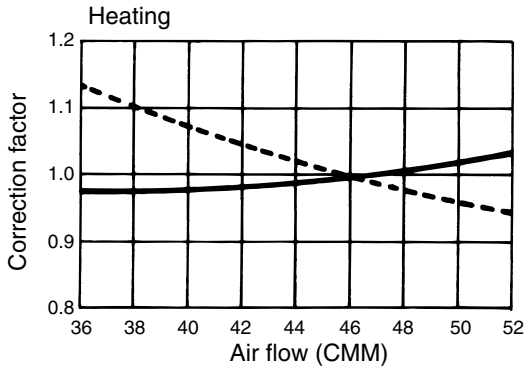

PEH-P8YE

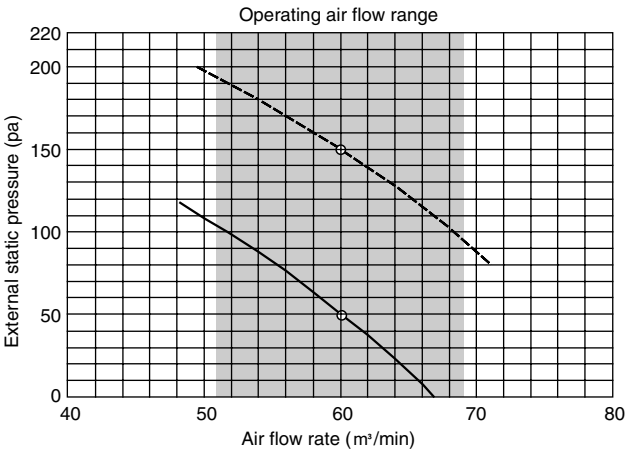

PEH-P10YE

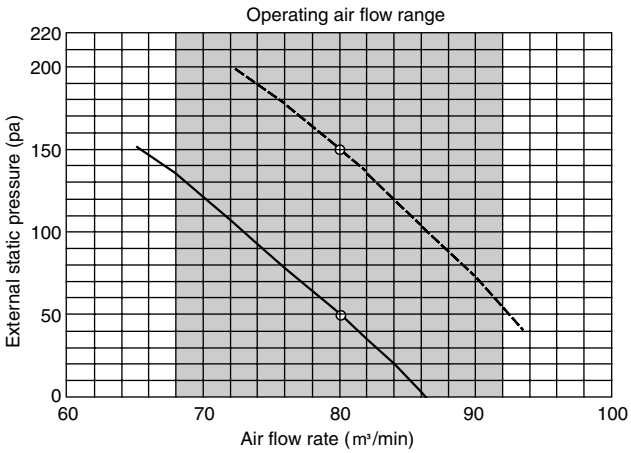

A.5.9 NOISE CRITERION CURVES

Ambient temperature 27℃

Test conditions are based on JIS Z8731

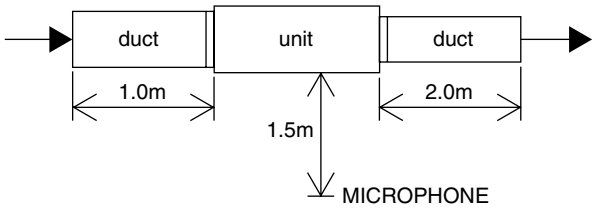

PEHD-P1.6EAH
PEAD-P1.6EA

NOTCH	SPL(dB)	LINE
Hi	38	○——○
Lo	34	●——●

(External static pressure : 30Pa)

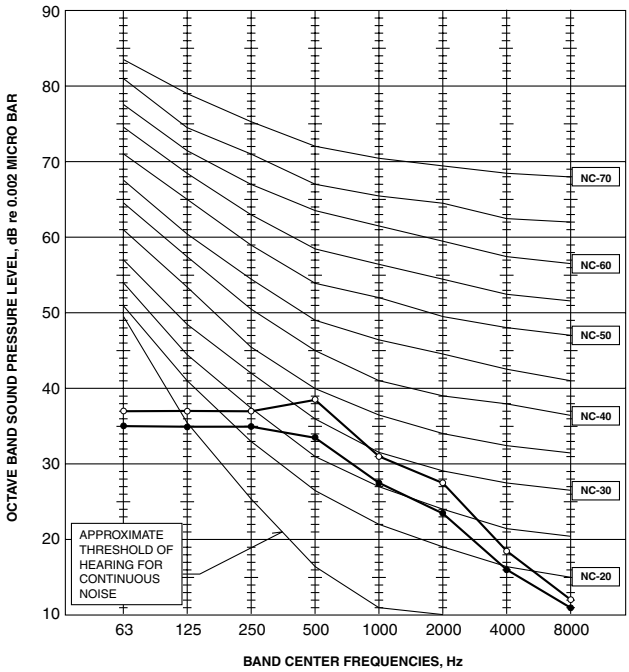

PEHD-P1.6EAH
PEAD-P1.6EA

NOTCH	SPL(dB)	LINE
Hi	43	○——○
Lo	36	●——●

(External static pressure : 70Pa)

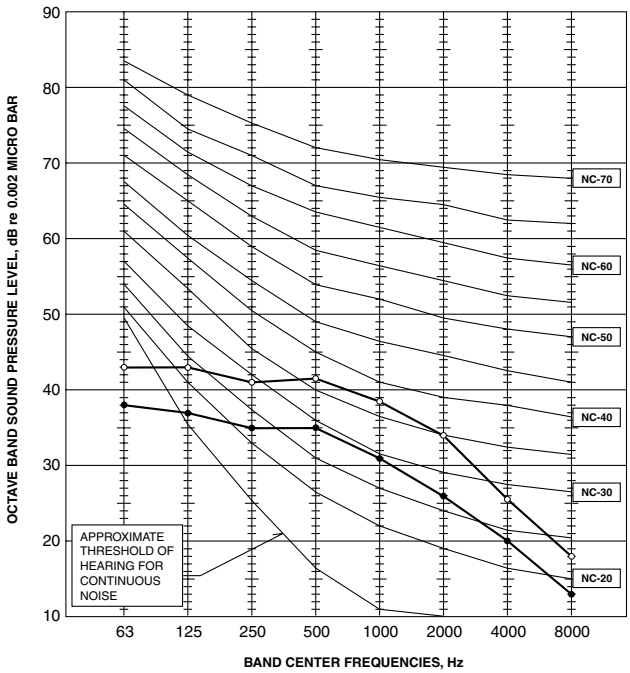

PEHD-P2EAH
PEAD-P2EA

NOTCH	SPL(dB)	LINE
Hi	40	○——○
Lo	36	●——●

(External static pressure : 30Pa)

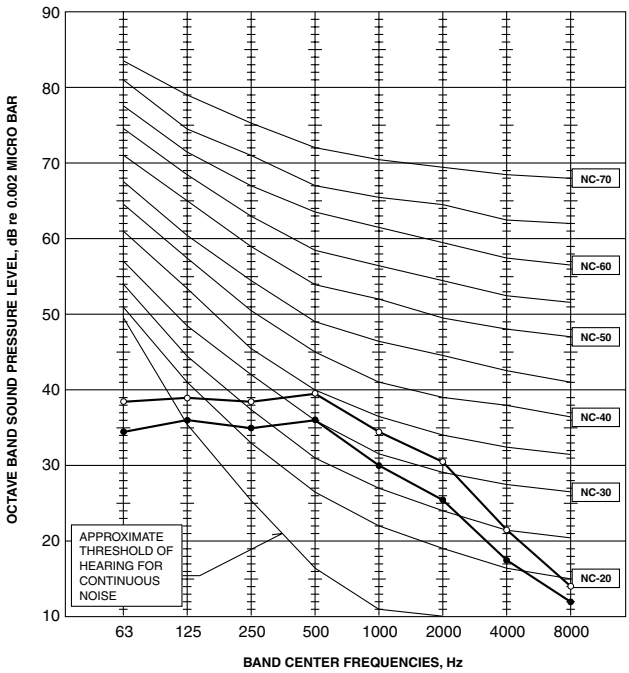

PEHD-P2EAH
PEAD-P2EA

NOTCH	SPL(dB)	LINE
Hi	44	○——○
Lo	38	●——●

(External static pressure : 70Pa)

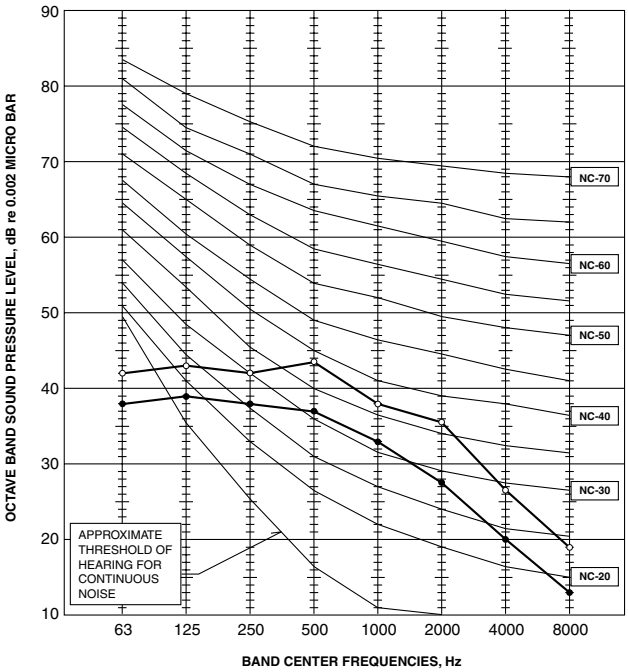

PEHD-P2.5EAH
PEAD-P2.5EA

NOTCH	SPL(dB)	LINE
Hi	41	○——○
Lo	37	●——●

(External static pressure : 30Pa)

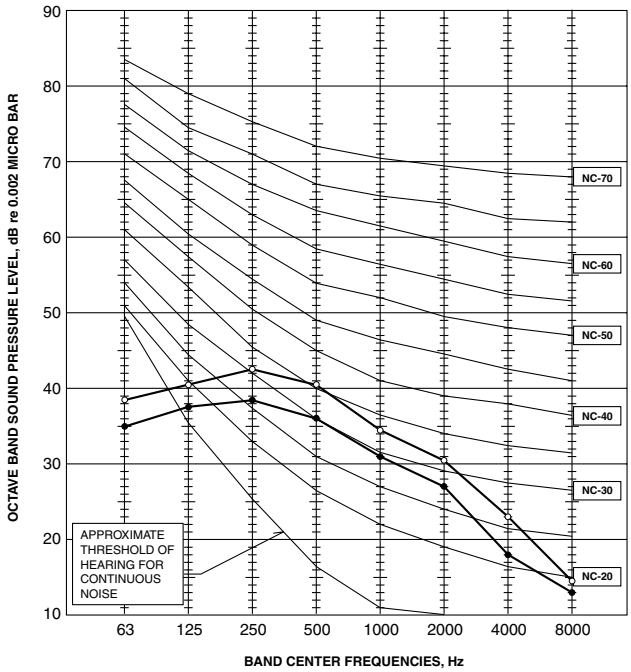

PEHD-P2.5EAH
PEAD-P2.5EA

NOTCH	SPL(dB)	LINE
Hi	46	○——○
Lo	39	●——●

(External static pressure : 70Pa)

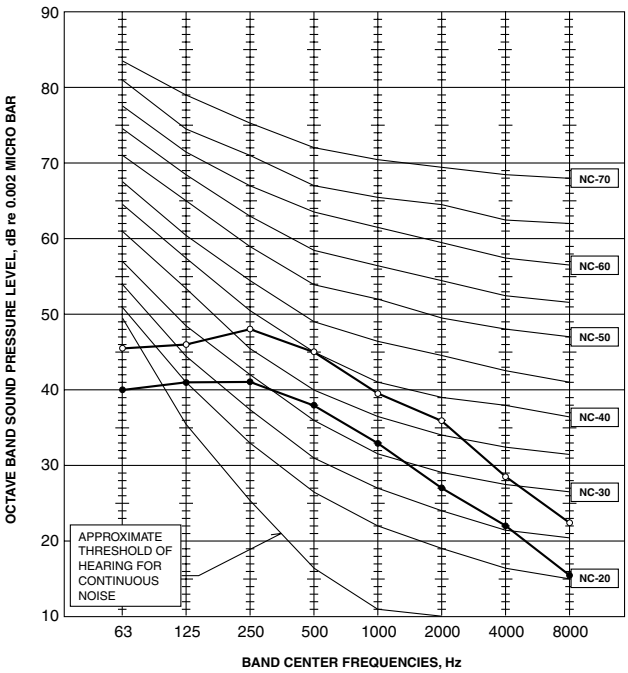

PEHD-P3EAH
PEAD-P3EA

NOTCH	SPL(dB)	LINE
Hi	41	○——○
Lo	37	●——●

(External static pressure : 70Pa)

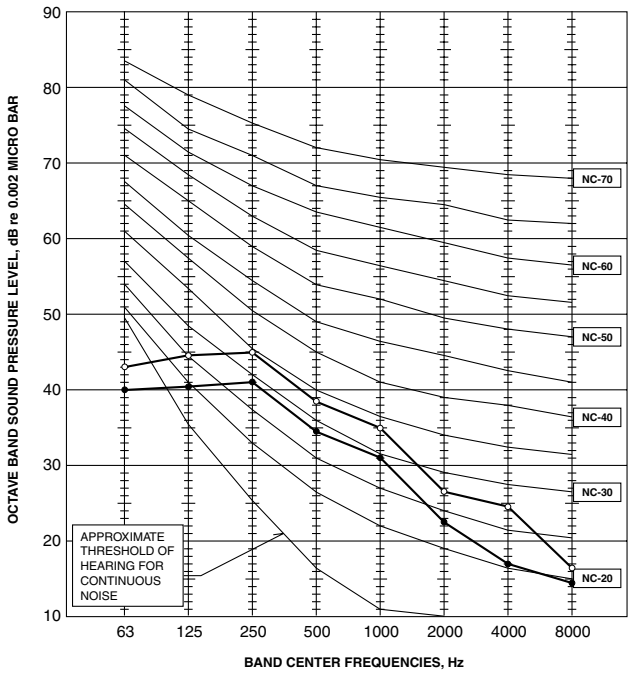

PEHD-P3EAH
PEAD-P3EA

NOTCH	SPL(dB)	LINE
Hi	45	○——○
Lo	40	●——●

(External static pressure : 130Pa)

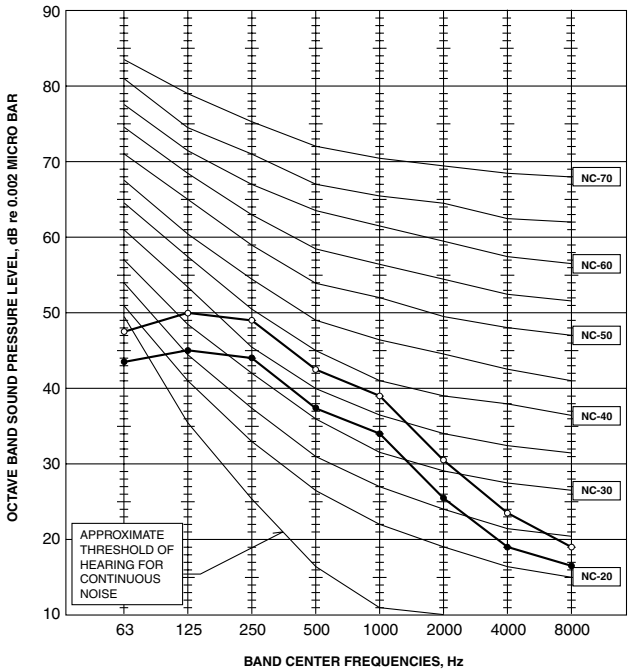

PEHD-P4EAH
PEAD-P4EA

NOTCH	SPL(dB)	LINE
Hi	46	○——○
Lo	41	●——●

(External static pressure : 70Pa)

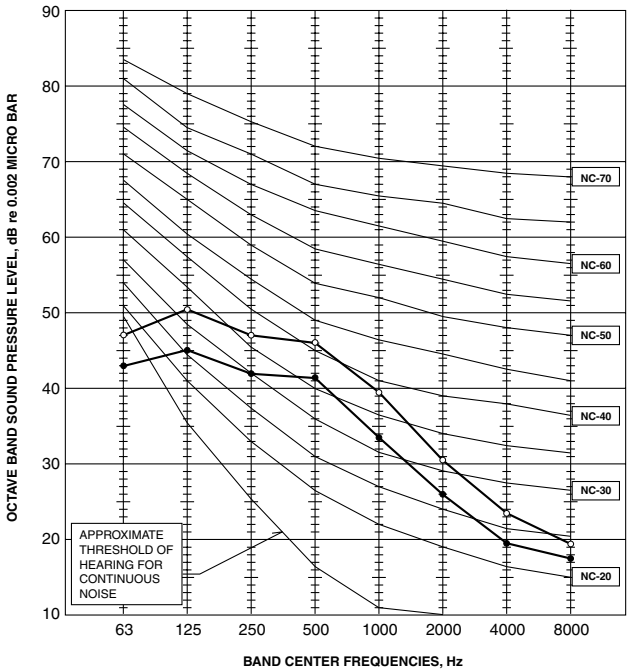

PEHD-P4EAH
PEAD-P4EA

NOTCH	SPL(dB)	LINE
Hi	48	○——○
Lo	42	●——●

(External static pressure : 130Pa)

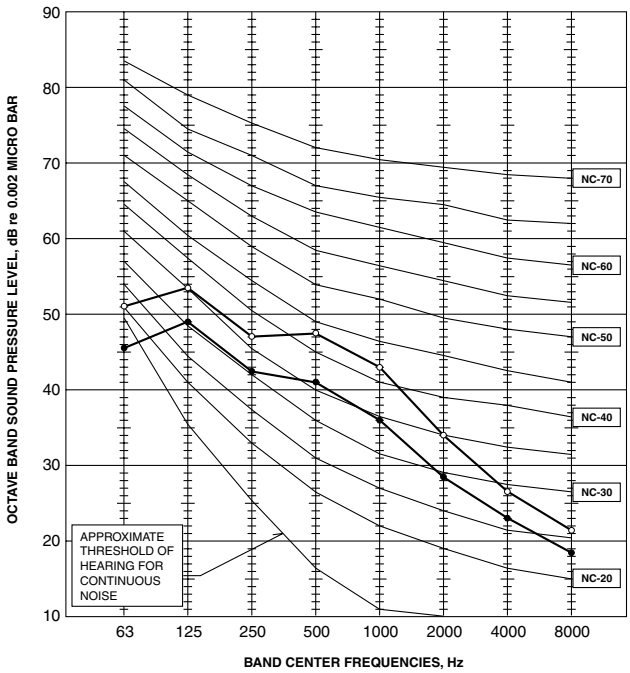

PEHD-P5EAH
PEAD-P5EA

NOTCH	SPL(dB)	LINE
Hi	50	○——○
Lo	44	●——●

(External static pressure : 70Pa)

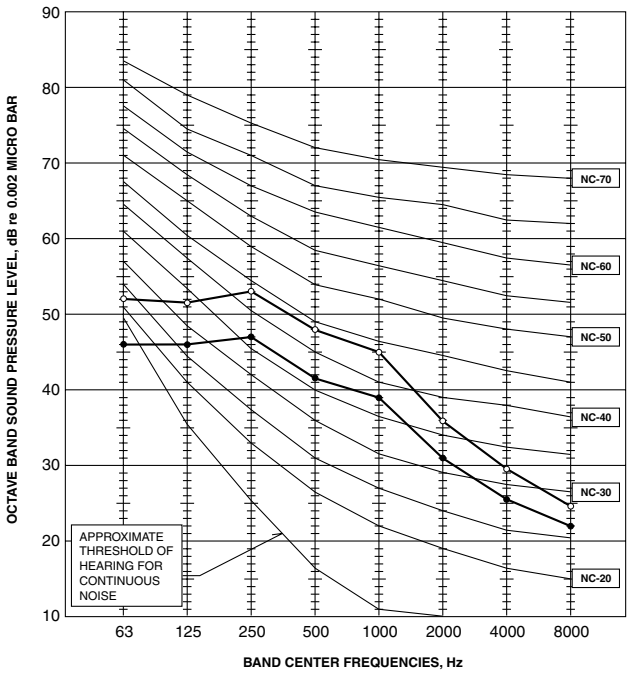

PEHD-P5EAH
PEAD-P5EA

NOTCH	SPL(dB)	LINE
Hi	52	○——○
Lo	46	●——●

(External static pressure : 130Pa)

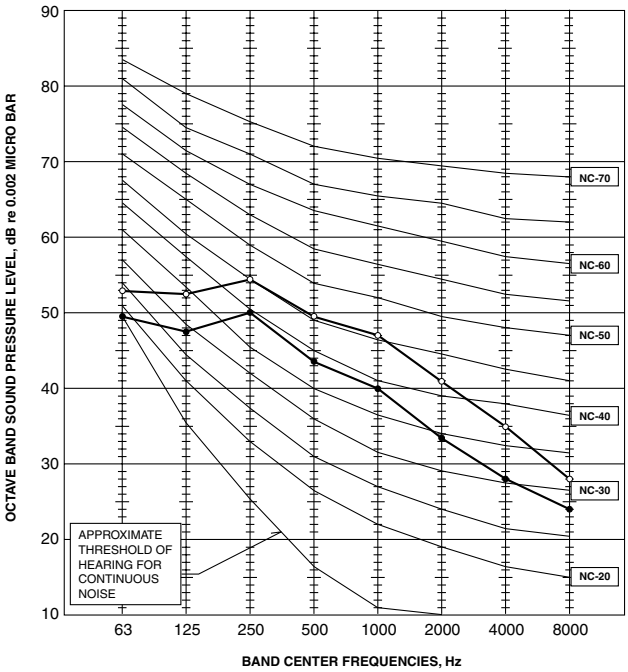

PEHD-P6EAH
PEAD-P6EA

NOTCH	SPL(dB)	LINE
Hi	51	○——○
Lo	46	●——●

(External static pressure : 70Pa)

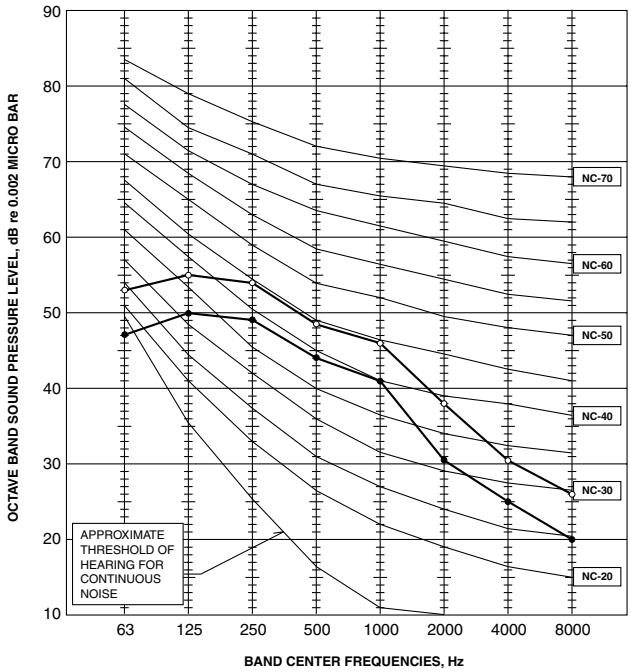

PEHD-P6EAH
PEAD-P6EA

NOTCH	SPL(dB)	LINE
Hi	53	○——○
Lo	47	●——●

(External static pressure : 130Pa)

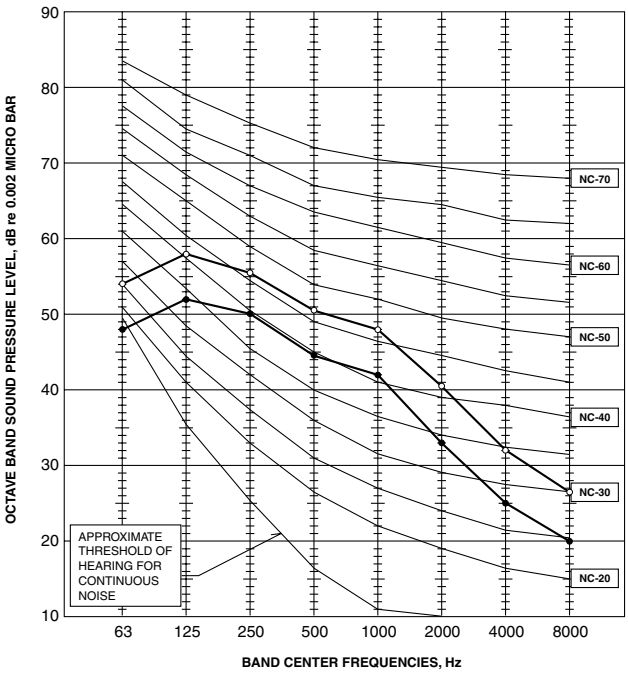

Ambient temperature 27℃

Test conditions are based on JIS Z8731

Measurement condition

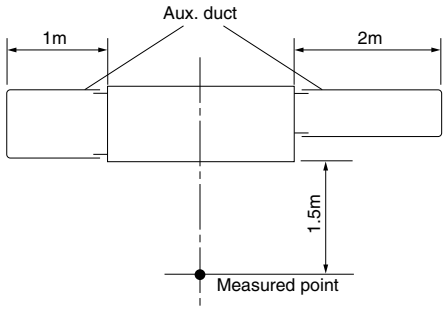

PEH-P8YE

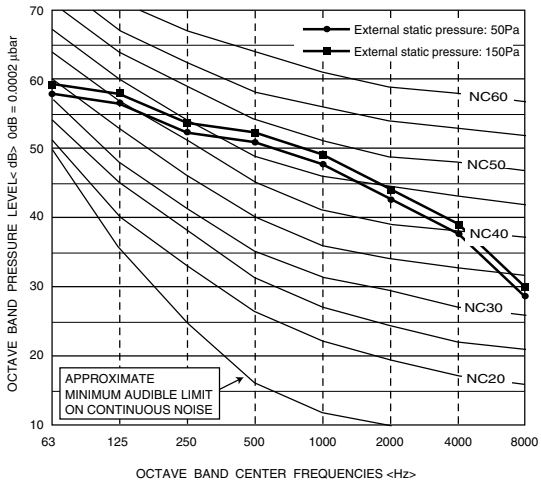

PEH-P10YE

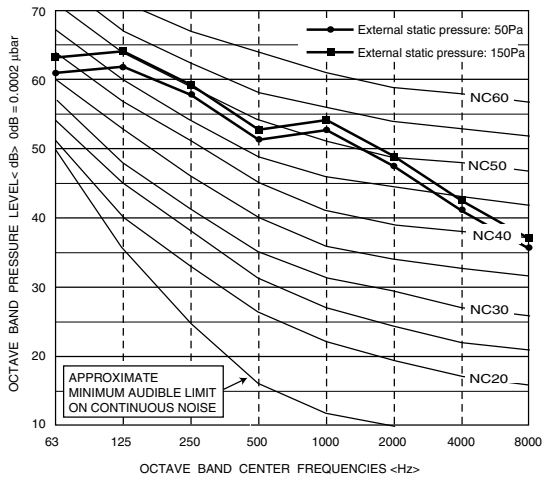

A.5.10 REMOTE CONTROLLER

PEHD-P·EAH, PEAD-P·EA, PEH-P·YE

Once the controls are set, the same operation mode can be repeated by simply pressing the ON/OFF button.

● Operation buttons

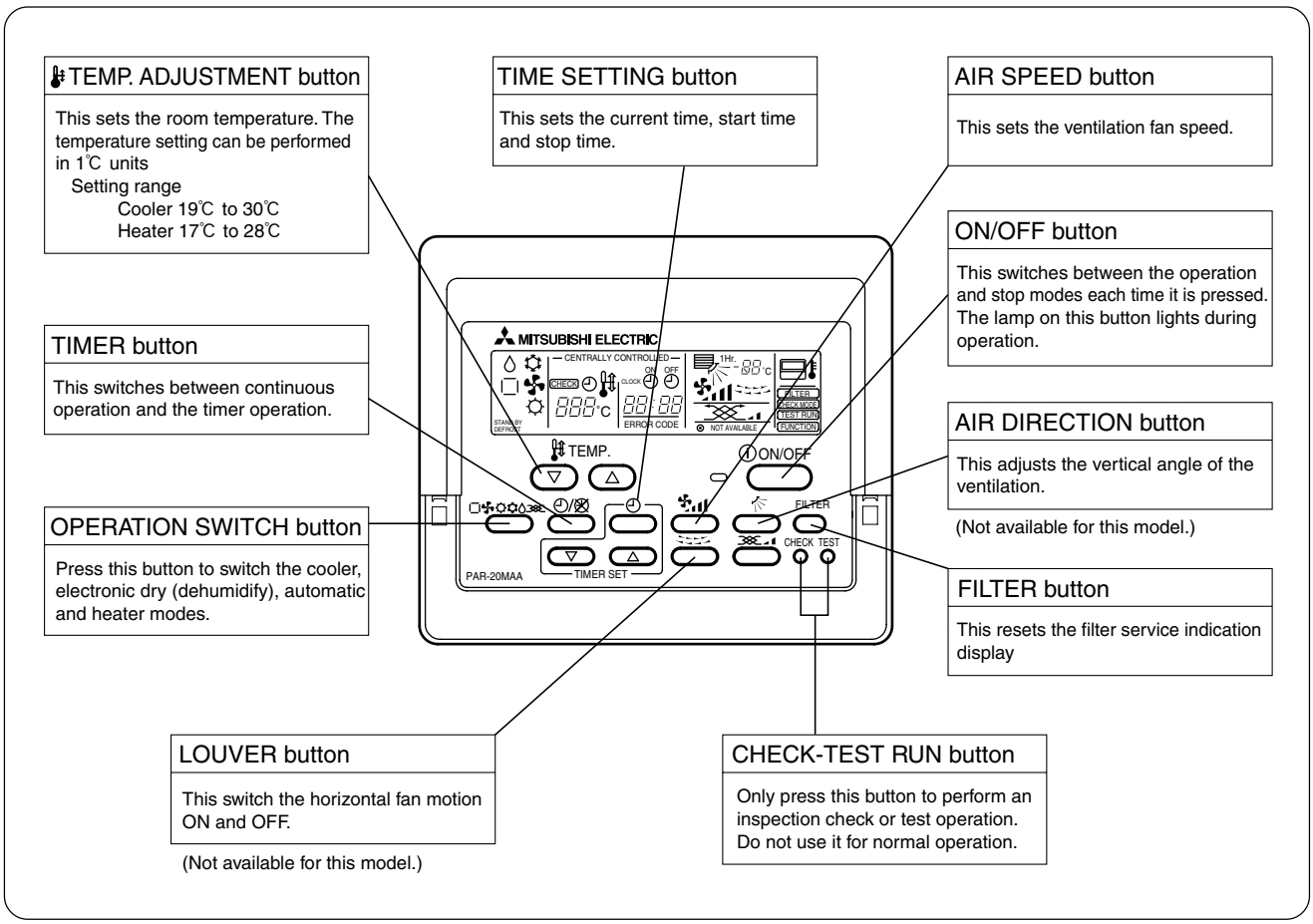

● **Display**

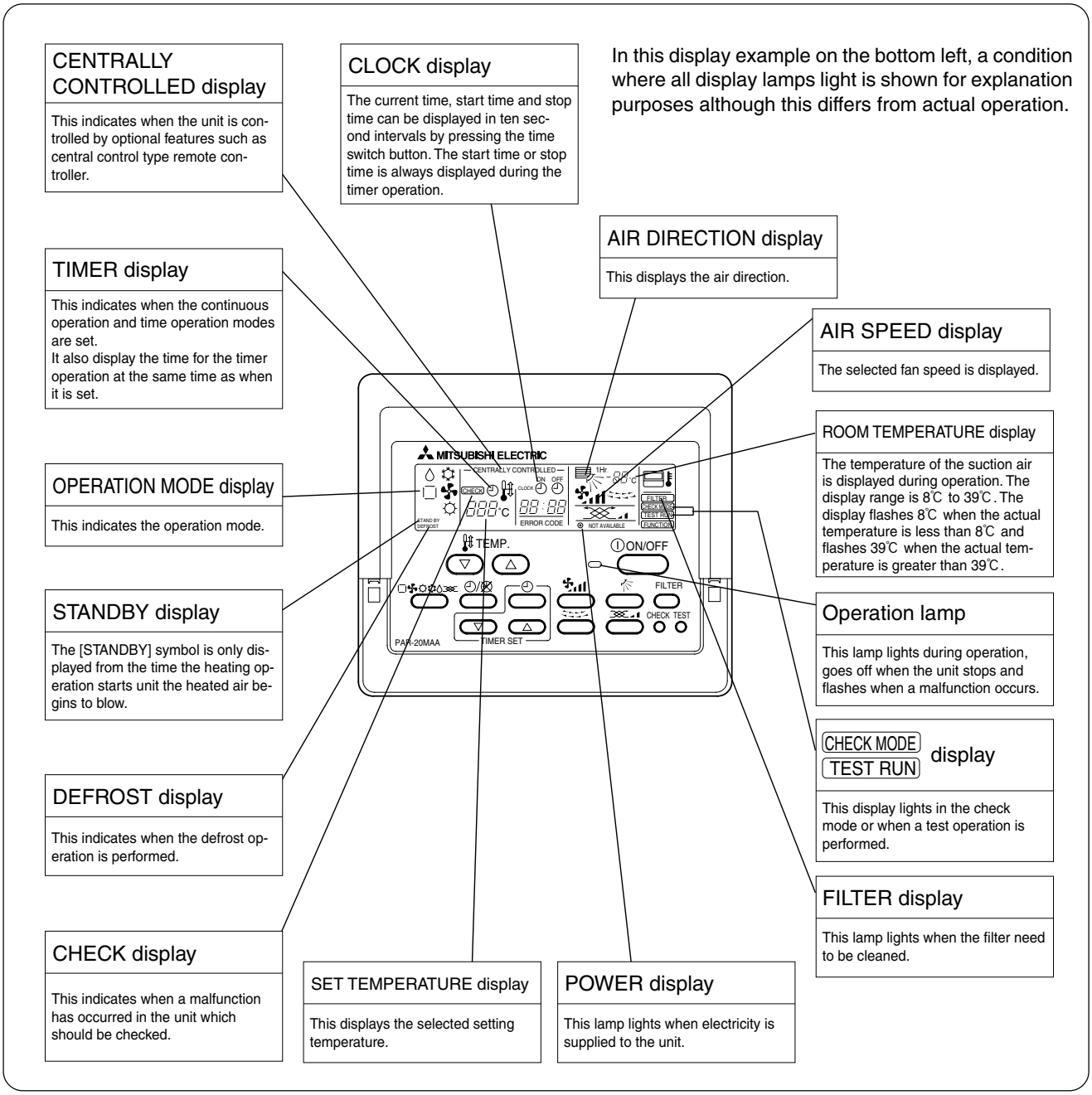

CAUTION:

- Only the Power display lights when the unit is stopped and power supplied to the unit.
- When the central control remote control unit, which is sold separately, is used the ON-OFF button, operation switch button and TEMP. adjustment button do not operate.
- "NOT AVAILABLE" is displayed when the Air speed button are pressed.This indicates that this room unit is not equipped with the fan direction adjustment function and the louver function.
- When power is turned ON for the first time, it is normal that "H0" is displayed on the room temperature indication (For max. 2 minutes). Please wait until this "H0" indication disappear then start the operation.

A.5.11 TROUBLESHOOTING

PEHD-P1.6/P2/P2.5/P3/P4/P5/P6EAH
PEAD-P1.6/P2/P2.5/P3/P4/P5/P6EA
PEH-P8/P10YE

Problem	Solution
Unit does not cool or heat very well.	Clean the filter.
The unit stops operating before arriving at the set temperature in the heating mode.	Frost forms when the outdoor temperature is low and humidity is high. Wait for about 10 minutes for the frost to melt.
A white mist is expelled from the indoor unit.	This may occur just after the unit is turned on when a high level of humidity is present in the room.
The indicators of the remote controller do not light up when operated.	Turn on the power switch. " · " will be displayed.
CENTRALLY CONTROLLED is displayed in the remote controller.	The start and stop functions of the remote controller are not available when the CENTRALLY CONTROLLED message is lit.

Problem	Solution
The start and stop functions are not available just after restarting the unit.	Wait about three minutes (operation has stopped to prevent damage to the air conditioner).
"H0" is displayed in the remote controller.	An automatic startup test is being performed (will last for about two minutes).
An error code is displayed in the remote controller. The operating display of the wireless remote controller's receiver is flashing.	A self-diagnostic function is being performed to preserve the air conditioner. ∗ Do not attempt to make repairs yourself. Turn the main switch off and contact the dealer from whom you bought the air conditioner. Provide him or her with the name of the unit and the information displayed in the remote controller.

NOTE: After a power cut, the unit will not restart automatically. You will have to restart it by pressing the POWER - ON/OFF button on the remote controller.

If none of the above apply, turn the main switch off and contact the dealer from whom you bought the air-conditioner, telling him the model name and the nature of the problem. Do not try to fix the unit yourself.

In any of the following cases, turn off the main power switch and contact your local dealer for service:
- The operation lamp (on the main unit) flashes.
- The switches do not work properly.
- The circuit breaker trips frequently (or the fuse blows frequently).
- Water has accidentally been splashed into the unit.
- Water leaks from the unit.
- Something is accidentally dropped into the air-conditioner.
- An unusual noise is heard during operation.

The following do not indicate any malfunction:
Odours: smells such as tobacco or cosmetic odours may persist after they have been sucked into the unit.
Sound of liquid flowing inside indoor unit: this can occur during or after operation and is simply the sound of refrigerant being circulated inside the unit.
Ticking sound coming from indoor unit: this can occur when cooling or heating has just begun or has just stopped. It is caused by the indoor unit shrinking or expanding slightly due to the change in temperature.
The message "CENTRALLY CONTROLLED" appearing on the LCD panel: from time to time, this message may come up on the LCD panel. This does not indicate any malfunction.

A.5.12 INSTALLATION PROCEDURE

PEH

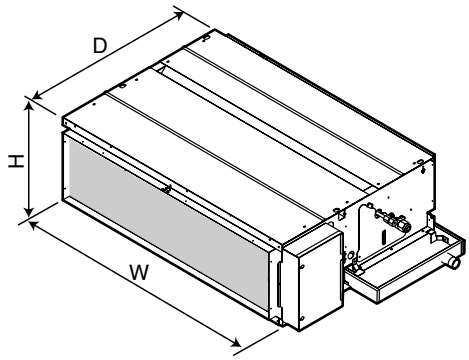

The procedure in this section uses the PEHD-P1.6/ P2/P2.5/P3/P4/P5/P6EAH series as an example.

1. Outline dimensions

Models	W	D	H
P1.6, P2	830	640	295
P2.5	1070	640	295
P3	1070	680	325
P4, P5	1310	680	325
P6	1610	680	325

(mm)

⚠ **Warning:**
Mount the indoor unit on a ceiling strong enough to withstand the weight of the unit.

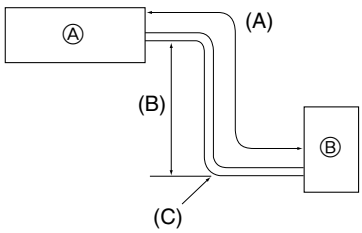

2. Refrigerant pipes

For the difference of elevation between the indoor and outdoor units, the length of refrigerant piping and the number of bends in the piping, follow the specifications listed in the table below.

Models	(A) Pipe length (one way)	(B) Height difference	(C) Number of bends (one way)
P1.6,P2	max. 40 m	max. 40 m	max. of 12
P2.5,P3,P4,P5,P6	max. 50 m	max. 50 m	max. of 15

* The specifications for the height difference apply to all arrangements of indoor and outdoor units independently of which unit is higher in elevation.
Ⓐ Indoor unit
Ⓑ Outdoor unit

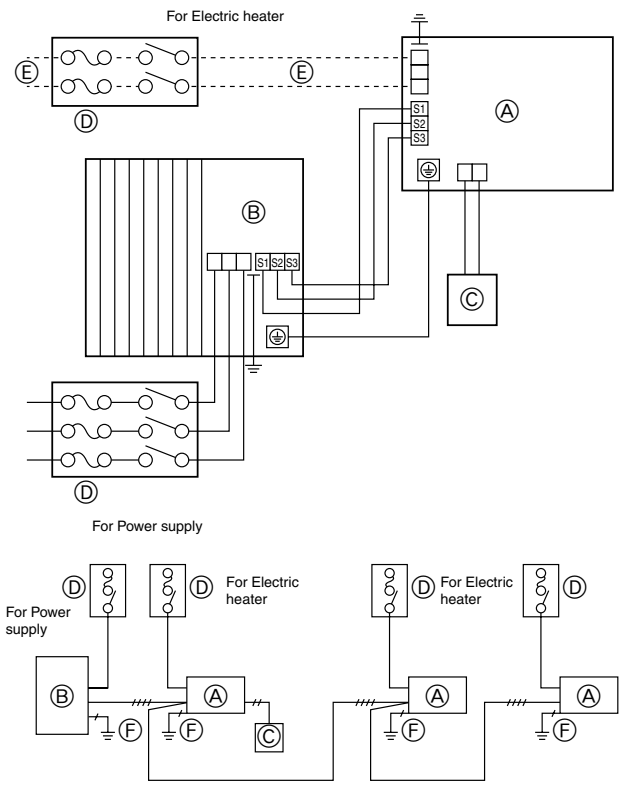

3. Electrical work precaution

- The compressor will not operate unless the power supply phase connection is correct.
- Grounding protection with a no-fuse breaker (earth leakage breaker [ELB]) is usually installed for Ⓓ.
- The connection wiring between the outdoor and indoor units can be extended up to a maximum of 50 meters, and the total extension including the crossover wiring between rooms is a maximum of 80 m.
  Ⓐ Indoor unit
  Ⓑ Outdoor unit
  Ⓒ Remote controller
  Ⓓ Main switch/fuse
  Ⓔ For only Electric heater
  Ⓕ Grounding

A switch with at least 3 mm contact separation in each pole shall be provided by the air conditioner installation.

* Label each breaker according to purpose (heater, unit etc.)

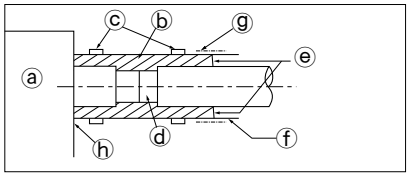

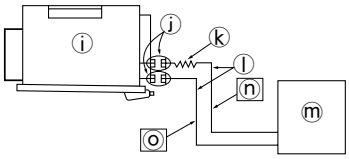

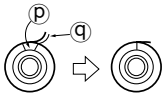

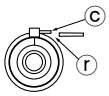

4. Refrigerant piping work

ⓐ Indoor unit (main unit)
ⓑ *1 Pipe cover
ⓒ *2 Band
ⓓ Flare joint
ⓔ Joint positions
ⓕ Auxiliary pipe cover (procure locally)
ⓖ Tighten the band and use tape to secure the joint in position temporarily.
ⓗ Position the pipe cover so that the end is in firm contact with the main unit. Fasten it so that there is no clearance.
ⓘ Indoor unit
ⓙ Flared connection
ⓚ Flexible tube
ⓛ Refrigerant pipes
ⓜ Outdoor unit
ⓝ Gas
ⓞ Liquid

1) Peel the separator sheet off the accompanying pipe cover, and wrap it around the refrigerant pipe, making sure that the side which is slit faces upwards.
   ⓟ Allow no clearance
   ⓠ Separator sheet
2) Be sure to fix both ends of the pipe cover using an attachment band (ensure that the band's joint faces upwards).
   ⓡ Cut off the remainder band
3) Stick vinyl tape on the joint positions.

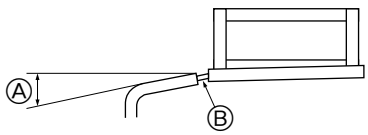

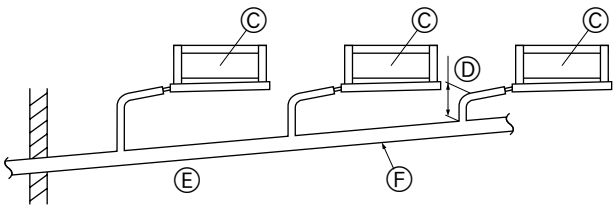

5. Drainage piping work

1. For drain piping, provide a downward slope of 1/100 or more to the outdoor unit side (drain side) of drain piping, and do not provide any trap or rising section on the way.
2. Keep the horizontal length of drain piping less than 20 m (not including the height difference).
   For long drain piping, provide a support metal, fixture on the way to eliminate the waving of the piping. Never install an air vent pipe. Otherwise, drain may blow out.
3. For drain piping, use the PVC pipe VP-25 (outside diameter ø32).
4. For collective drain piping, arrange the piping to locate 10 cm lower than the unit drain outlet.
5. Apply sufficient insulation to drain piping as same for refrigerant piping.
6. Locate the outlet of drain piping so that it will not cause to generate odor.
7. Do not connect drain piping directly to sewer conduct which may generate sulfur gas.
   Ⓐ Downward slope 1/100 or more
   Ⓑ Connection dia 25A external thread
   Ⓒ Indoor unit
   Ⓓ Maximize this length to approx. 10 cm
   Ⓔ Collective piping
   Ⓕ Downward slope 1/100 or more

Outdoor unit drainage pipe connection
When drain piping is necessary, use the drain pan (optional parts).

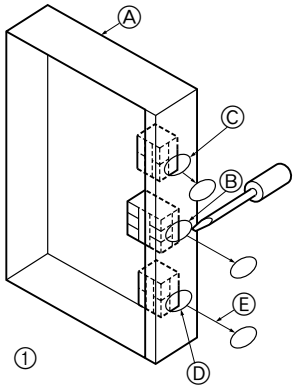

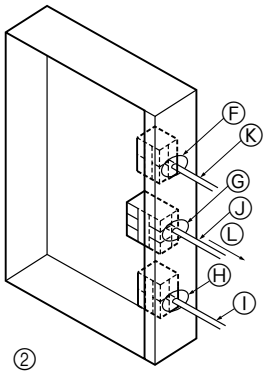

6. Indoor unit

Field wiring method

1) Open knockout holes.
   (Recommend to use a screwdriver or the like for this work.)
   - Ⓐ Control box
   - Ⓑ Knockout hole
   - Ⓒ Knockout hole
   - Ⓓ Knockout hole
   - Ⓔ Remove
2) Fix power source wiring to control box by using buffer bushing for tensile force. (PG connection or the like.) Connect transmission wiring to transmission terminal block through the knockout hole of control box using ordinary bushing.
   - Ⓕ Use ordinary bushing
   - Ⓖ To prevent external tensile force from applying to the wiring connection section of power source terminal block use buffer bushing like PG connection or the like.
   - Ⓗ Use ordinary bushing
   - Ⓘ Remote controller
   - Ⓙ Indoor/Outdoor unit connecting wiring
   - Ⓚ Electric heater wiring (PEHD models)
   - Ⓛ Tensile force

▶ **Selecting non-fuse breaker (NF) or earth leakage breaker (NV).**
▶ **Always install an earth. (Earth cable dia:Thicker than 1.6 mm)**

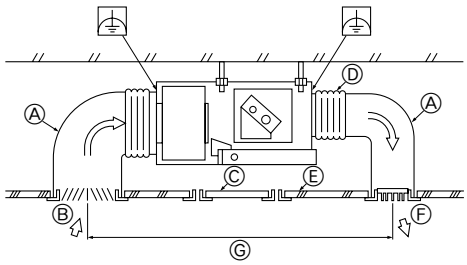

In case of rear inlet

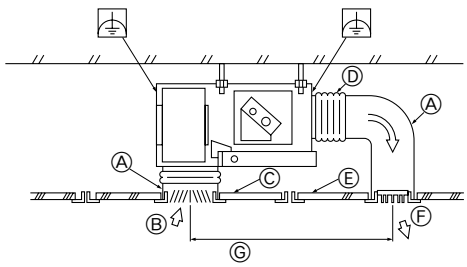

In case of bottom inlet (only 1.6, 2, 2.5 HP)

7. Duct work

- In connecting duct, insert canvas duct between unit and duct.
- Use incombustible material for duct parts.
- Provide full insulation to inlet duct flange and outlet duct to prevent condensation.
- Be sure to change the position of air filter to the position where it can be serviced.
  - Ⓐ Duct
  - Ⓑ Air inlet
  - Ⓒ Access door
  - Ⓓ Canvas duct
  - Ⓔ Ceiling surface
  - Ⓕ Air outlet
  - Ⓖ Leave distance enough to prevent short cycle
- Procedure for changing the rear inlet to the bottom inlet.
  1. Remove air filter.
  2. Remove the bottom plate and flange.
  3. Fit the bottom plate to the rear of the body.
  4. Fit filter to the underside of the body with screws.

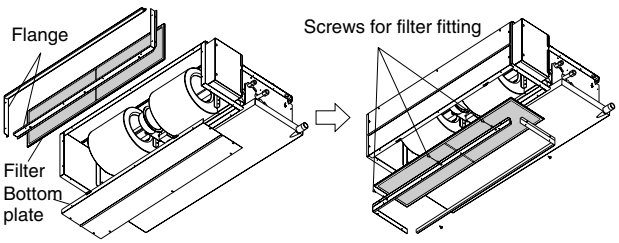

⚠ **Caution:**
An inlet duct of 850 mm or more should be construted.
To connect the air conditioner main body and the duct for potential equalization.

A.5.13 ACCESSORIES AND PARTS

PEHD-P1.6/P2/P2.5/P3/P4/P5/P6EAH
PEAD-P1.6/P2/P2.5/P3/P4/P5/P6EA

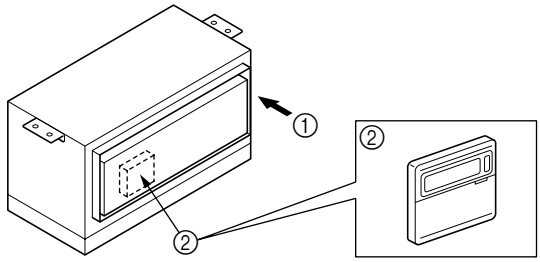

Part number	Accessory	Quantity
①	Air inlet	1
②	Remote controller	1

A.5.14 SAFETY DEVICE SETTINGS

PEHD-P1.6/P2/P2.5/P3/P4/P5/P6EAH
PEAD-P1.6/P2/P2.5/P3/P4/P5/P6EA

Safety device \ Model	PEHD-P1.6EAH PEAD-P1.6EA	PEHD-P2EAH PEAD-P2EA	PEHD-P2.5EAH PEAD-P2.5EA	PEHD-P3EAH PEAD-P3EA	PEHD-P4EAH PEAD-P4EA	PEHD-P5EAH PEAD-P5EA	PEHD-P6EAH PEAD-P6EA
Fan motor inner thermal protector	OFF 135±5℃						

PEH-P8/P10YE

Safety device \ Model	PEH-P8YE	PEH-P10YE
Fan motor inner thermal protector	OFF 135±5℃	

A.5.15 SYSTEM CONTROL

PEHD-P1.6/P2/P2.5/P3/P4/P5/P6EAH
PEAD-P1.6/P2/P2.5/P3/P4/P5/P6EA
PEH-P8YE, PEH-P10YE

VARIETY OF SYSTEM CONTROL FUNCTIONS

(1) System construction

A-control model which just wires the connecting line between the indoor and outdoor unit and supply the power is applicable to any models of standard (1:1), twin and triple.

		Standard 1:1	Synchronized twin. Triple
System construction		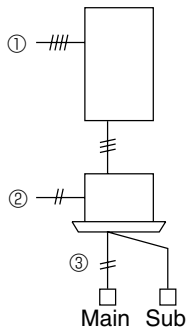 ① Unit (indoor/outdoor) power supply L1/L2/L3/N ② Connecting line between the indoor and outdoor; S1/S2/S3, Polarized 3-wire ③ Remote controller transmission line; Non polarezed 2-wire ④ Auxiliary heater exclusive power supply; L/N	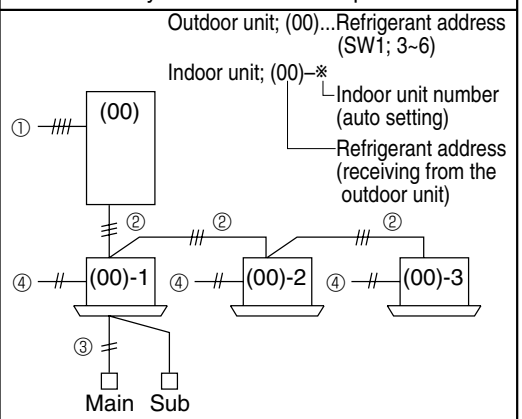 ① Unit (indoor/outdoor) power supply L1/L2/L3/N ② Connecting line between the indoor and outdoor; S1/S2/S3, Polarized 3-wire ③ Remote controller transmission line; Non polarezed 2-wire ④ Auxiliary heater exclusive power supply; L/N
Various setting	Remote controller	Remote control main/sub setting necessity (In case of 2 remote controllers)	Remote control main/sub setting necessity (In case of 2 remote controllers)
	Indoor unit	No setting	No setting (initial setting)
	Outdoor unit	No setting	No setting (initial setting)
Remarks			(1) Indoor unit number is set automatically
		Group control	
System construction		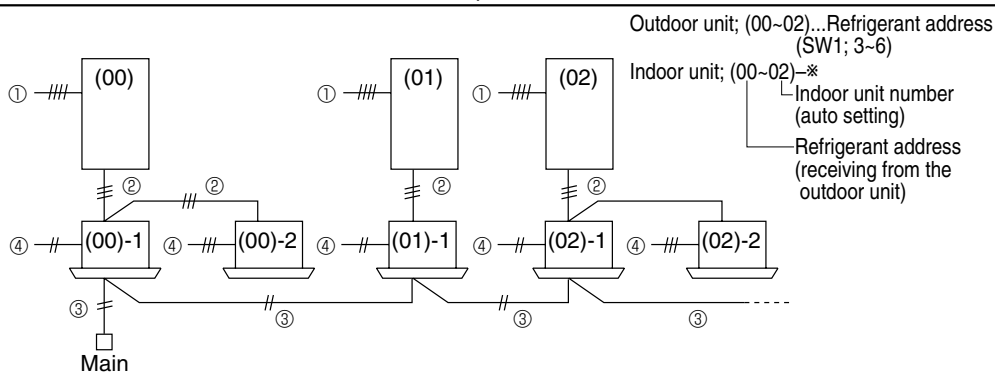 ① Unit (indoor/outdoor) power supply L1/L2/L3/N ② Connecting line between the indoor and outdoor; S1/S2/S3, Polarized 3-wire ③ Remote controller transmission line; Non polarezed 2-wire ④ Auxiliary heater exclusive power supply; L/N	
Various setting	Remote controller	Remote control main/sub setting necessity (In case of 2 remote controllers)	
	Indoor unit	No setting (initial setting)	
	Outdoor unit	Refrigerant address setting; SW1; 3~6	
Remarks		(1) Indoor unit number is set automatically (2) When the refrigerant address of the unit is “00”, Remote controller is supplied.	